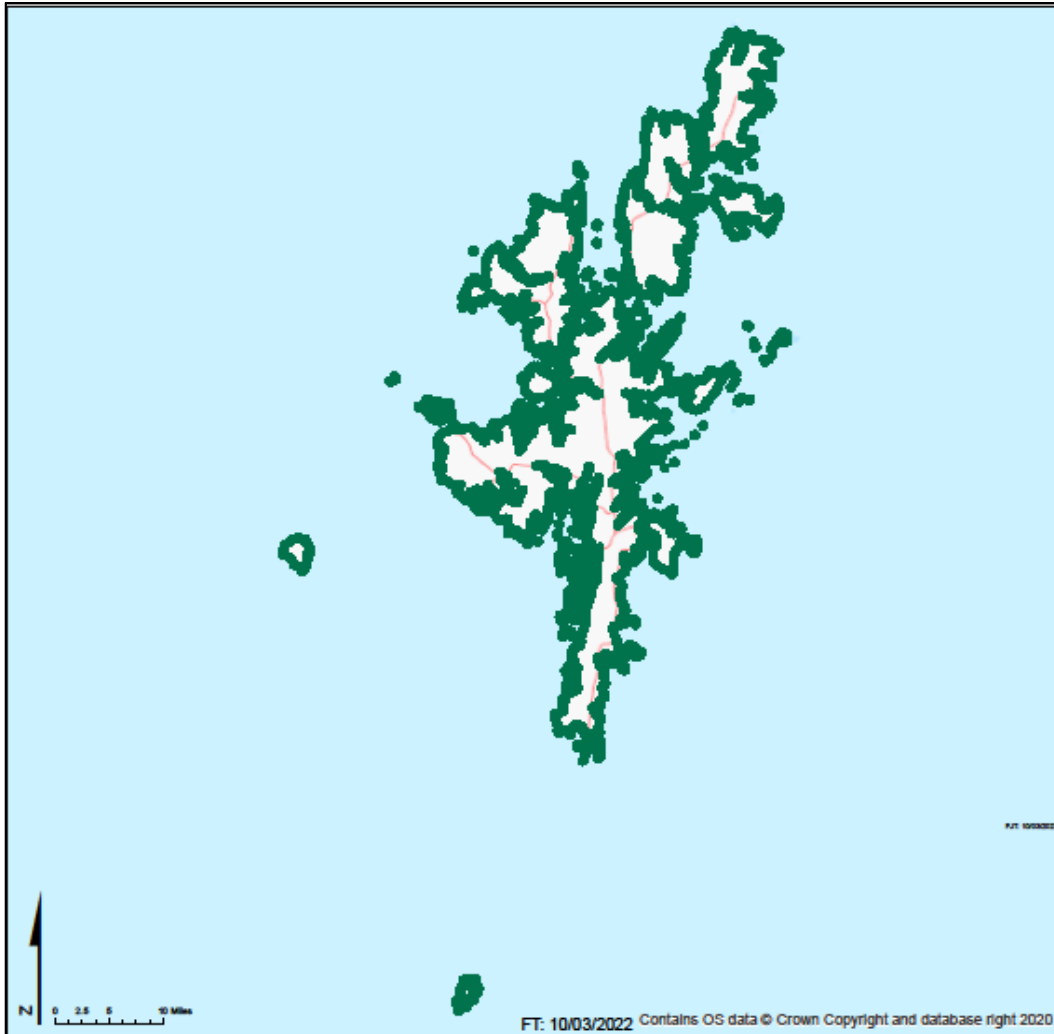




The Church of Scotland

Parish: SHETLAND CHURCH OF SCOTLAND

Presbytery North East and Northern Isles
Parish SHETLAND CHURCH OF SCOTLAND



**Scotland's
Census 2011**
Shaping our future

This profile of selected Census data has been prepared by the Statistics for Mission Group of the Church of Scotland for use by Congregations, Presbyteries and Councils of the Church. Further resources can be found at www.resourcingmission.org.uk.

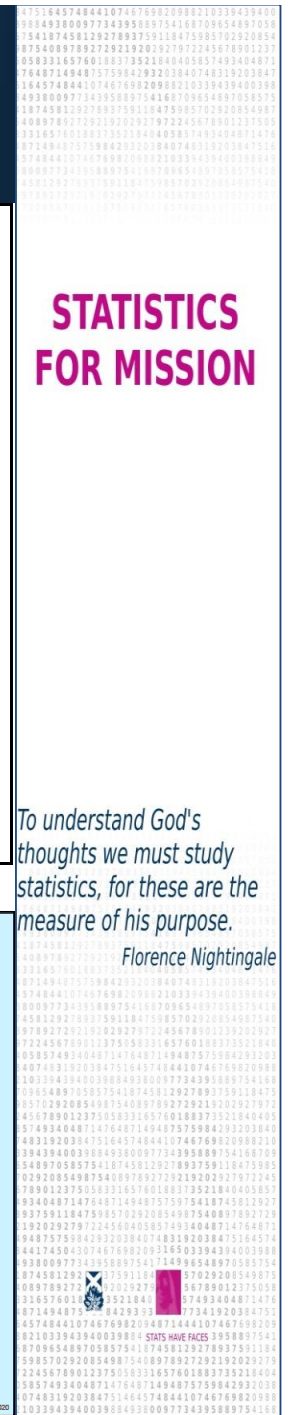
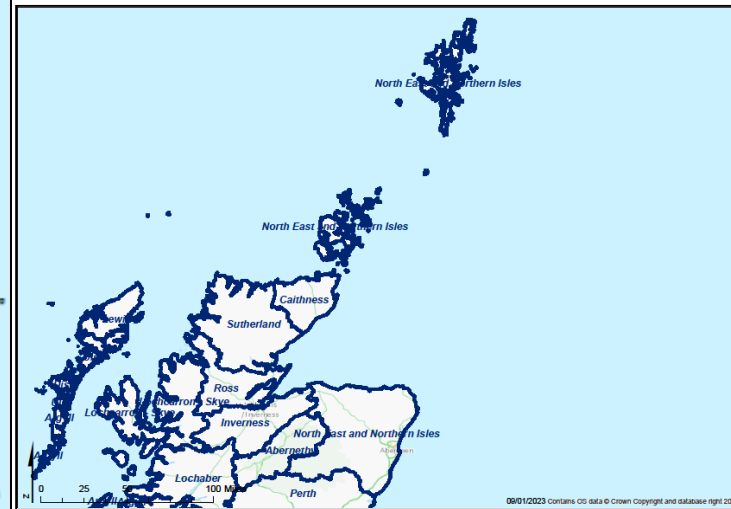
Scotland's Census, definitions and full data are provided by National Records of Scotland (NRS) and can be explored at www.scotlandscensus.gov.uk.

SDG

**STATISTICS
FOR MISSION**

To understand God's thoughts we must study statistics, for these are the measure of his purpose.

Florence Nightingale



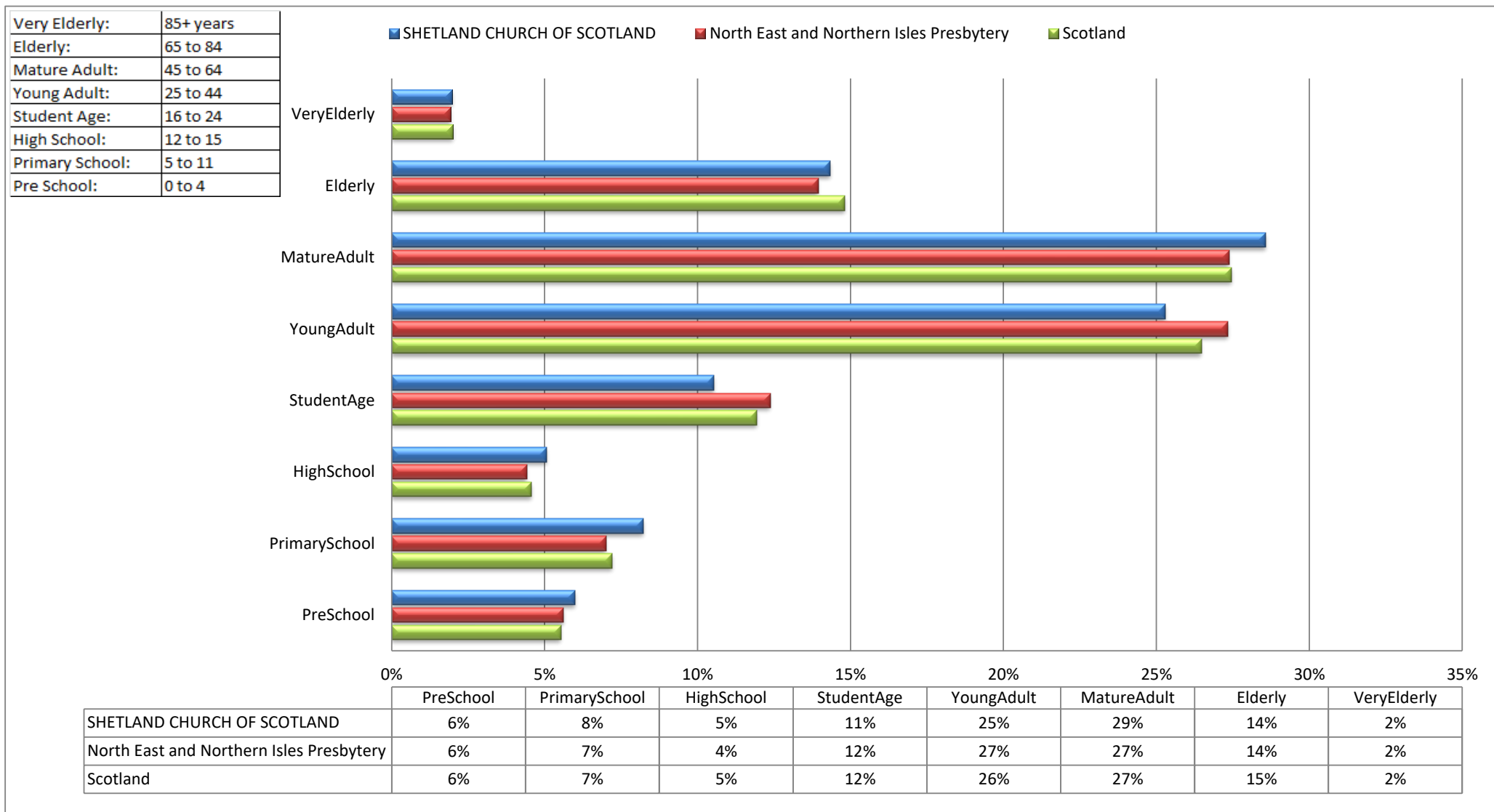
If SHETLAND CHURCH OF SCOTLAND were a village of 100 people...

- > 8 would be in primary school; 5 would be in high school
- > 25 would be aged between 25 and 44
- > 16 would be aged 65 or over
- > 74 would be of working age (16-74), including
 - 19 who have no qualifications; 21 who have a University degree
 - 35 who work full time; 9 who are retired
- > 81 would describe themselves as 'White - Scottish'
- > 3 would describe their health as bad or very bad
- > 9 would be providing unpaid care
- > **30 would say they belonged to the Church of Scotland**

If SHETLAND CHURCH OF SCOTLAND were a village of 100 households...

- > 32 households would consist of one person, 12 of whom are aged 65 and over
- > 27 would have dependent children (aged under 16, or under 18 in full-time education)
- > 32 would be in rented accommodation
- > 81 would have access to at least one car or van
- > 20 would speak a language other than English in the home

Population Breakdown by Age-group



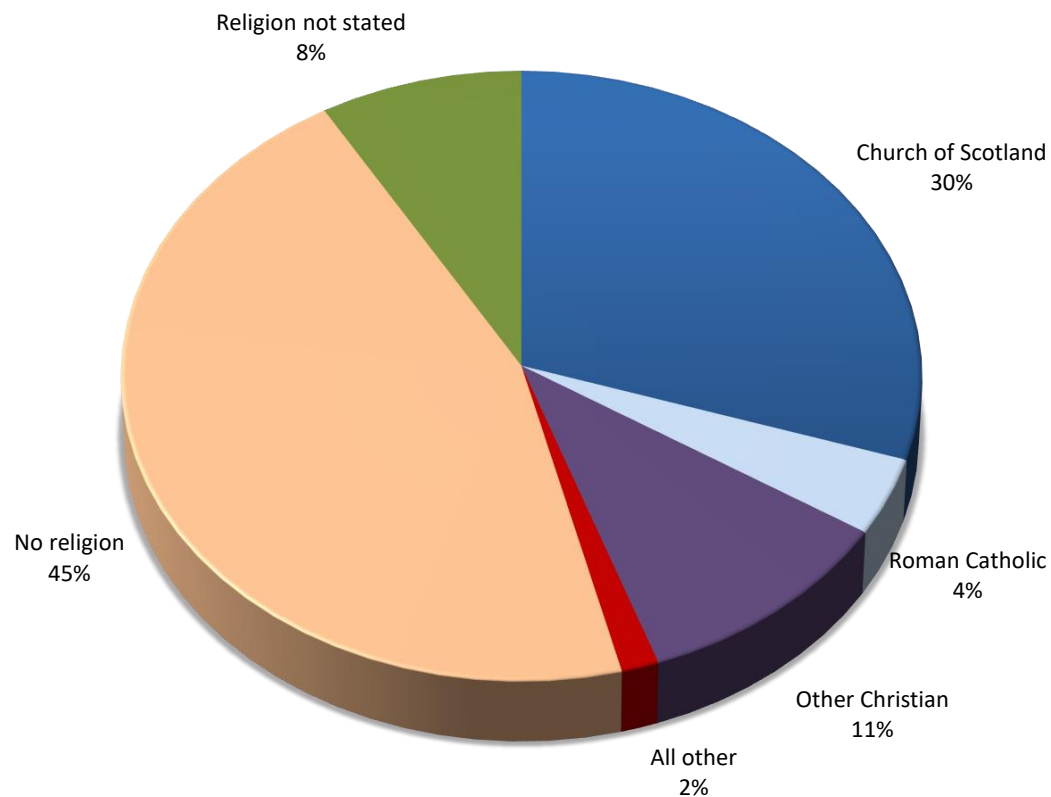
Name	PreSchool	PrimarySchool	HighSchool	StudentAge	YoungAdult	MatureAdult	Elderly	VeryElderly	Total
SHETLAND CHURCH OF SCOTLAND	1,389	1,907	1,175	2,440	5,859	6,620	3,321	456	23,167
North East and Northern Isles Presbytery	33,345	41,572	26,183	73,491	162,287	162,505	82,799	11,481	593,663
Scotland	292,821	381,453	242,057	632,488	1,402,081	1,454,169	784,431	105,903	5,295,403

Census Table:KS102SC

Population Breakdown by Religion

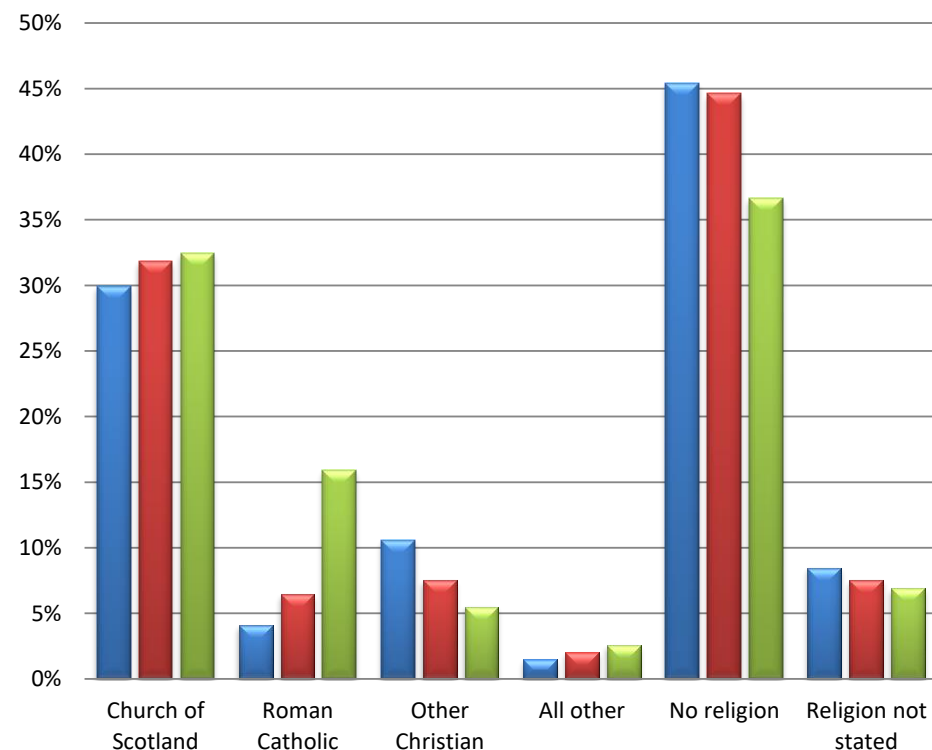
Religious affiliation within the parish

Church of Scotland Roman Catholic Other Christian
 All other No religion Religion not stated



Religious affiliation across the country

SHETLAND CHURCH OF SCOTLAND North East and Northern Isles Presbytery
 Scotland



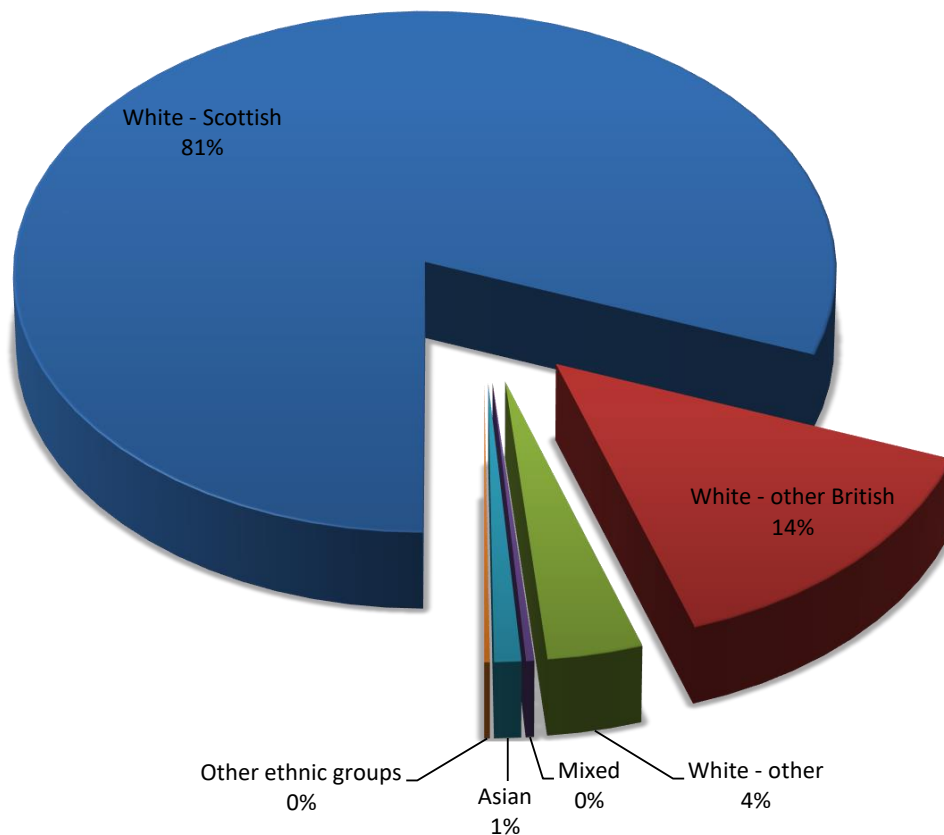
Name	Church of Scotland	Roman Catholic	Other Christian	All Other	No religion	Not Stated	Total
SHETLAND CHURCH OF SCOTLAND	6,938	943	2,456	341	10,527	1,962	23,167
North East and Northern Isles Presbytery	188,882	38,334	44,850	11,978	264,836	44,783	593,663
Scotland	1,717,871	841,053	291,275	136,049	1,941,116	368,039	5,295,403

Census Table:KS209SCb

Population Breakdown by Ethnicity/Language

Ethnicity within the parish

■ White - Scottish
 ■ White - other British
 ■ White - other
 ■ Mixed
 ■ Asian
 ■ Other ethnic groups



Language Use

98% of people over 3 in the parish speak English well
(98% Presbytery; 99% Scotland)

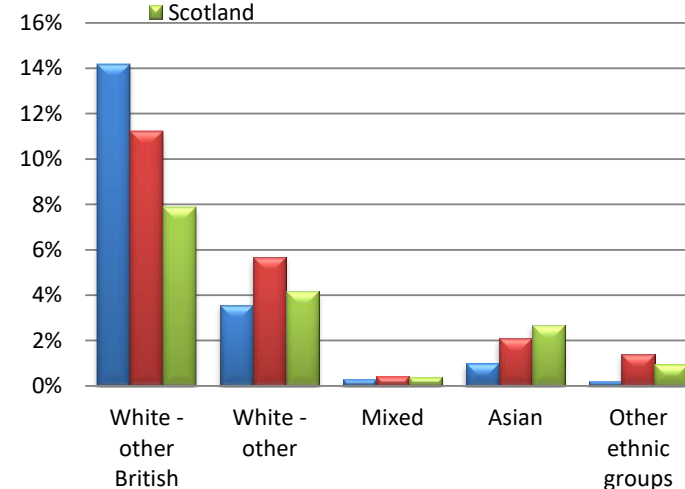
0.4% can speak Gaelic (0.6%; 1.1%)

20% of households use a language other than English in the home (12%; 7%)

Ethnicity across the country *

*Excludes White – Scottish for increased clarity

■ SHETLAND CHURCH OF SCOTLAND
■ North East and Northern Isles Presbytery
■ Scotland

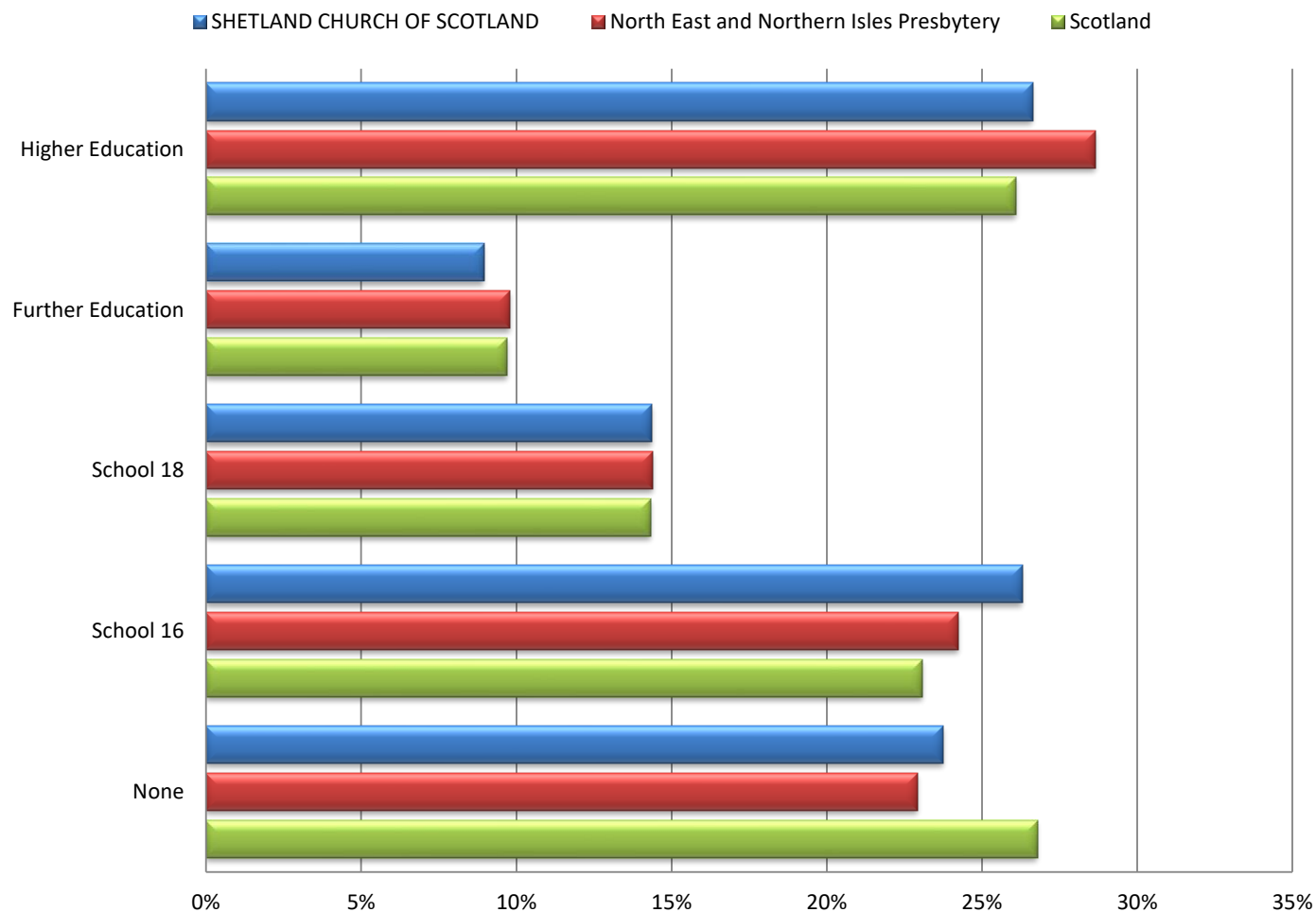


Name	White - Scottish	White - other British	White - other	Mixed	Asian	Other ethnic groups	All people
SHETLAND CHURCH OF SCOTLAND	18,700	3,285	828	72	234	48	23,167
North East and Northern Isles Presbytery	470,021	66,655	33,689	2,552	12,374	8,372	593,663
Scotland	4,445,678	417,109	221,620	19,815	140,678	50,503	5,295,403

Census Tables:KS2015C/KS206SC

Population Breakdown by Qualifications

Highest Educational Qualification



Population in Full time Education 16 and over

4% of people aged 16 and over in this parish are in full time education (8% Presbytery; 8% Scotland)

Definitions

Higher Education includes Degree, Postgraduate qualifications, SVQ Level 5, Professional Qualifications or equivalent

Further Education includes HNC, HND, SVQ Level 4 or equivalent

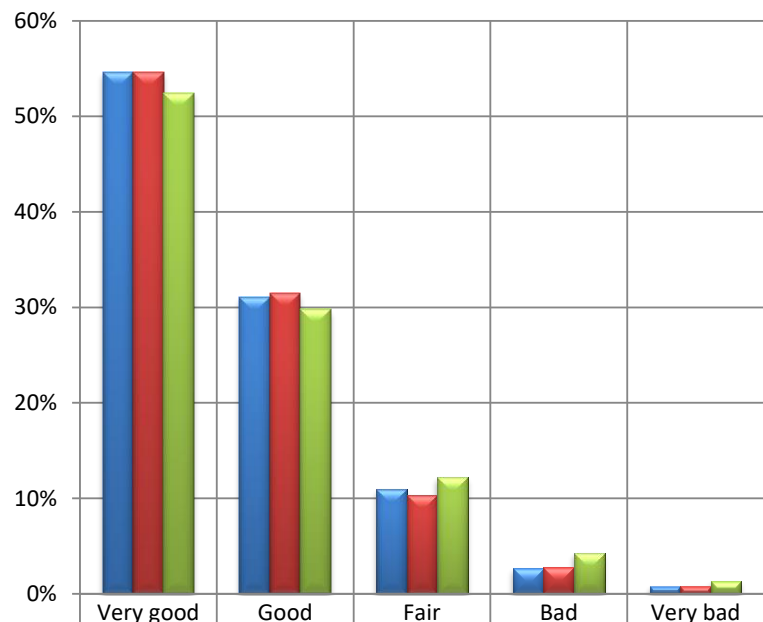
School 18 includes SCE Higher Grade, Higher, Advanced Higher, CSYS, A Level, AS Level, SVQ Level 3 or equivalent

School 16 includes O Grade, Standard Grade, Intermediate 1 or 2, GCSE, CSE, SVQ Level 1 or 2, or equivalent

Name	None	School 16	School 18	Further Education	Higher Education	All people over 16	Full Time Education 16+
SHETLAND CHURCH OF SCOTLAND	4,440	4,918	2,685	1,674	4,979	18,696	745
North East and Northern Isles Presbytery	112,913	119,390	70,880	48,211	141,169	492,563	41,463
Scotland	1,173,116	1,010,875	627,423	424,996	1,142,662	4,379,072	360,893

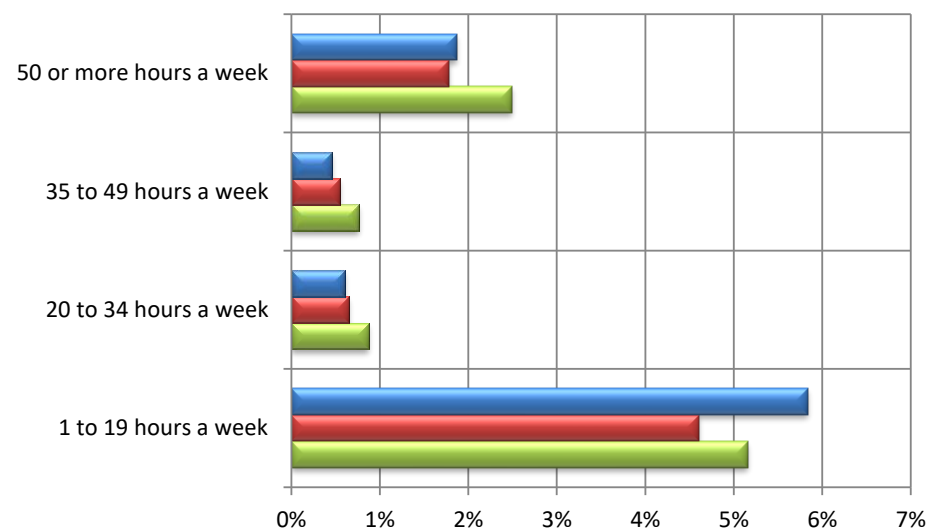
Population Breakdown by Health and Care Provision

Perceived general health



	Very good	Good	Fair	Bad	Very bad
■ SHETLAND CHURCH OF SCOTLAND	55%	31%	11%	3%	1%
■ North East and Northern Isles Presbytery	55%	31%	10%	3%	1%
■ Scotland	52%	30%	12%	4%	1%

Provision of unpaid care



	1 to 19 hours a week	20 to 34 hours a week	35 to 49 hours a week	50 or more hours a week
■ SHETLAND CHURCH OF SCOTLAND	6%	1%	0%	2%
■ North East and Northern Isles Presbytery	5%	1%	1%	2%
■ Scotland	5%	1%	1%	2%

7% of people in SHETLAND CHURCH OF SCOTLAND said that their day to day activities were limited a lot (7% Presbytery; 10% Scotland) and 10% said that their day to day activities were limited a little (9% Presbytery; 10% Scotland) by their health.

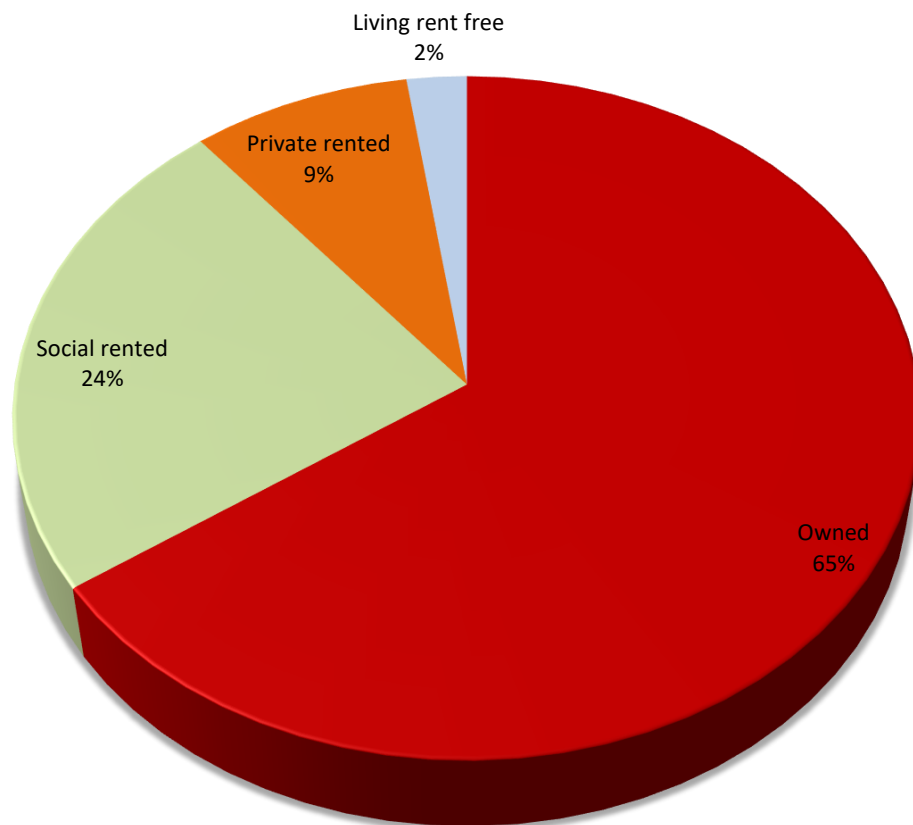
Name	General Health					Providing Unpaid Care, hours per week				
	Very good	Good	Fair	Bad	Very bad	None	1-19 hrs	20-34 hrs	35-49 hrs	50+ hrs
SHETLAND CHURCH OF SCOTLAND	12,653	7,187	2,536	613	178	21,133	1,352	141	107	434
North East and Northern Isles Presbytery	324,435	186,867	61,258	16,295	4,808	548,617	27,360	3,869	3,246	10,571
Scotland	2,778,481	1,575,000	644,881	226,154	70,887	4,803,172	273,333	46,315	40,501	132,082

Census Table:KS301SCb

Household Breakdown by Household Tenure

Household tenure within the parish

Owned Social rented Private rented Living rent free



Household Occupation

94% of the household spaces are occupied
(95% Presbytery; 96% Scotland)

2.8% are second or holiday homes (1.9% ; 1.5%)

3.6% are vacant homes (2.7%; 2.6%)

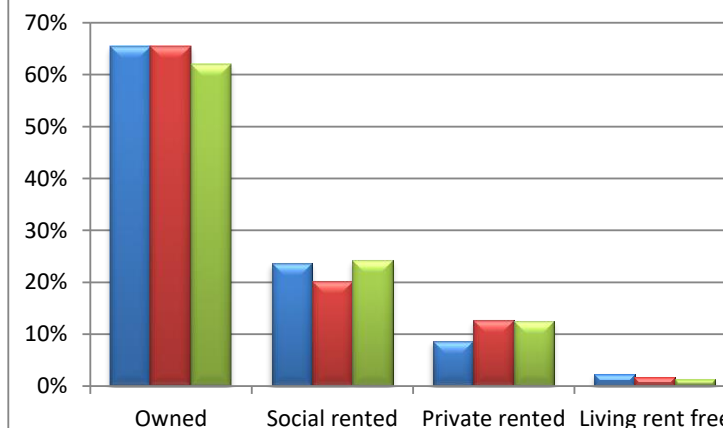
152 people in the parish live in 55 communal establishment(s)

Access to a Vehicle

81% of occupied households have access to at least one car or van (78%; 69%)

Household tenure across the country

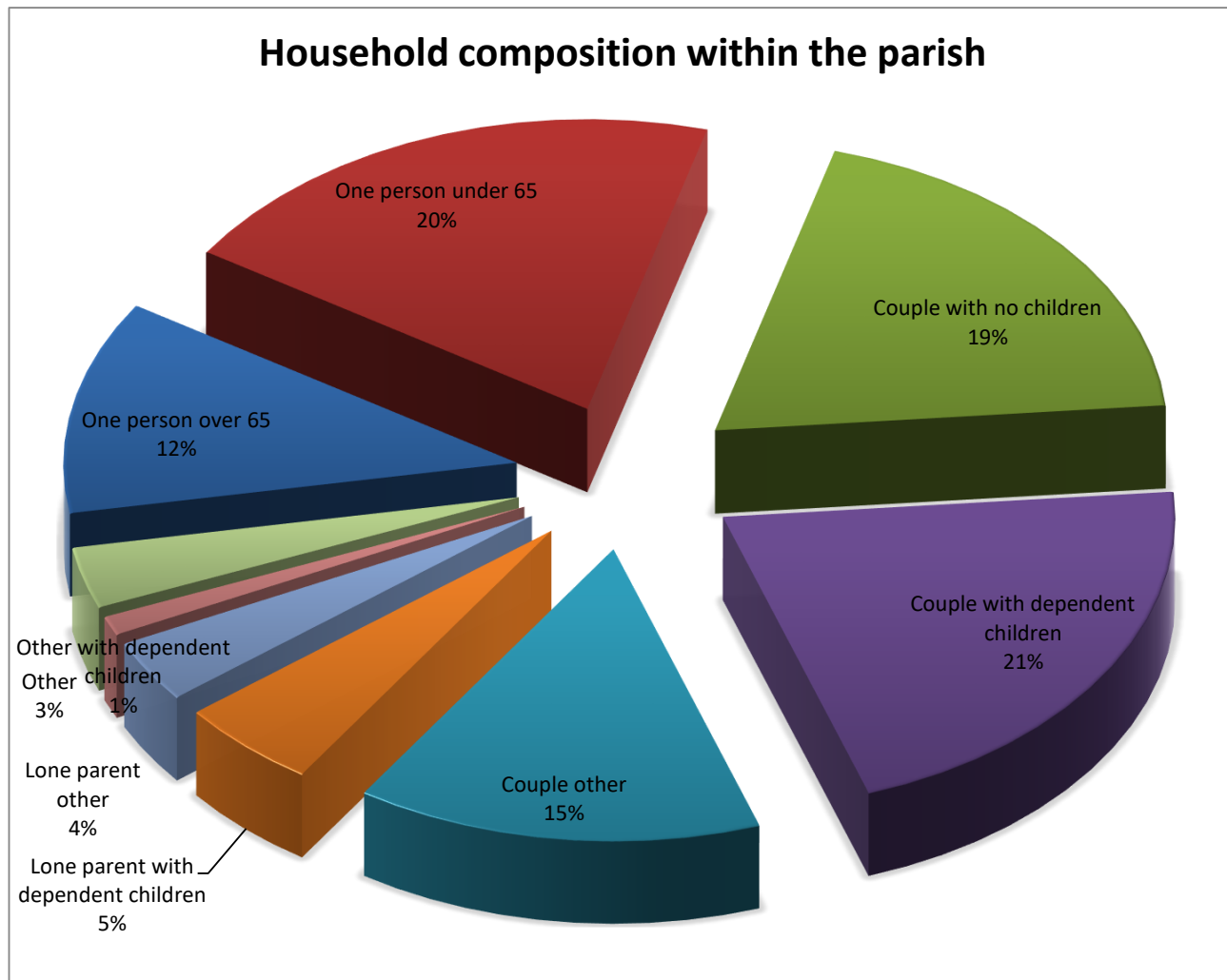
SHETLAND CHURCH OF SCOTLAND
North East and Northern Isles Presbytery
Scotland



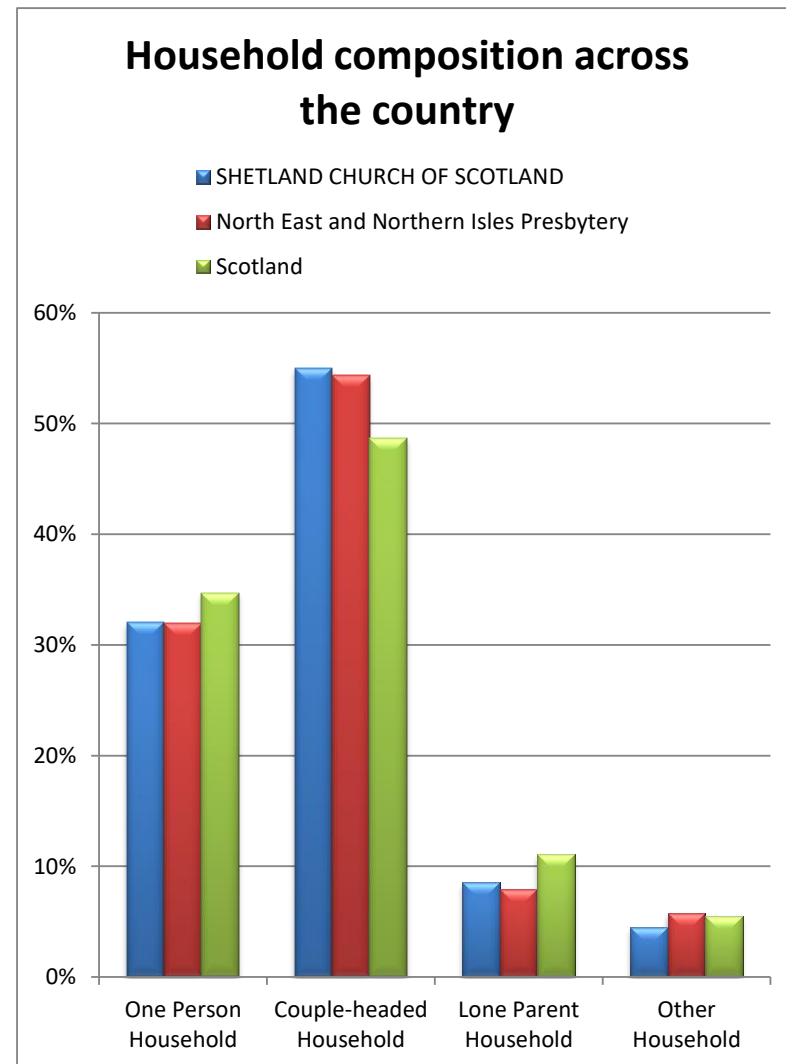
Name	Owned	Social rented	Private rented	Rent Free	Occupied Hholds	Car/Van Access	Holiday Homes	Vacant Hholds	All Hholds
SHETLAND CHURCH OF SCOTLAND	6,506	2,356	854	234	9,950	8,049	298	378	10,626
North East and Northern Isles Presbytery	169,472	52,093	33,030	4,536	259,131	201,644	5,040	7,406	271,577
Scotland	1,470,986	576,419	294,892	30,480	2,372,777	1,648,633	36,642	64,462	2,473,881

Census Table:QS405SC/KS401SC/KS405SC

Household composition



For definitions of household type see www.scotlandscensus.gov.uk/en/censusresults/variables.html



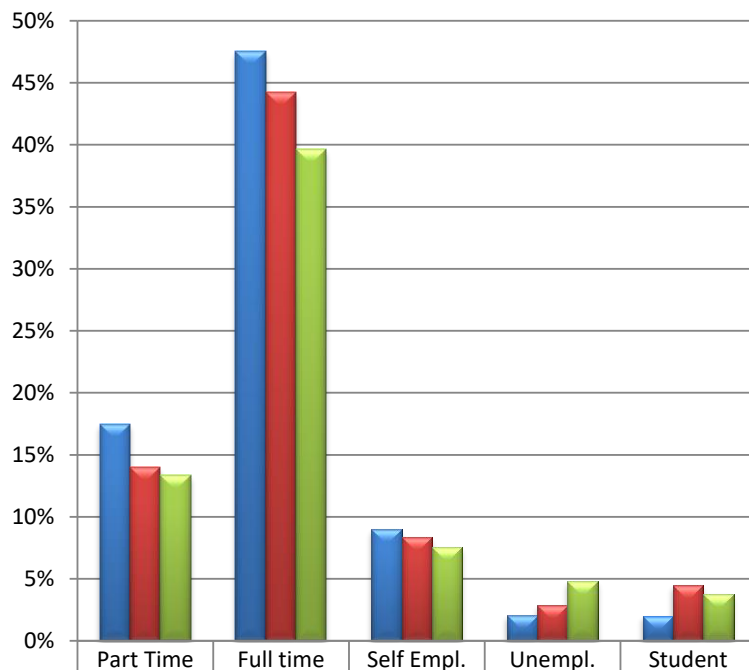
Name	One Person Household		Couple-headed Hhold		Lone Parent Household		Other Household		All Hholds
	under 65	65 and over	dep't child'n	other	dep't child'n	other	dep't child'n	other	
SHETLAND CHURCH OF SCOTLAND	2,008	1,181	2,107	3,364	502	345	105	338	9,950
North East and Northern Isles Presbytery	51,943	30,881	51,068	20,495	12,387	8,108	3,506	11,411	259,131
Scotland	511,447	311,867	409,533	263,360	170,002	93,358	36,954	94,501	2,372,777

Census Table:KS105SC

Economic activity of those of working age (1)

Economically Active

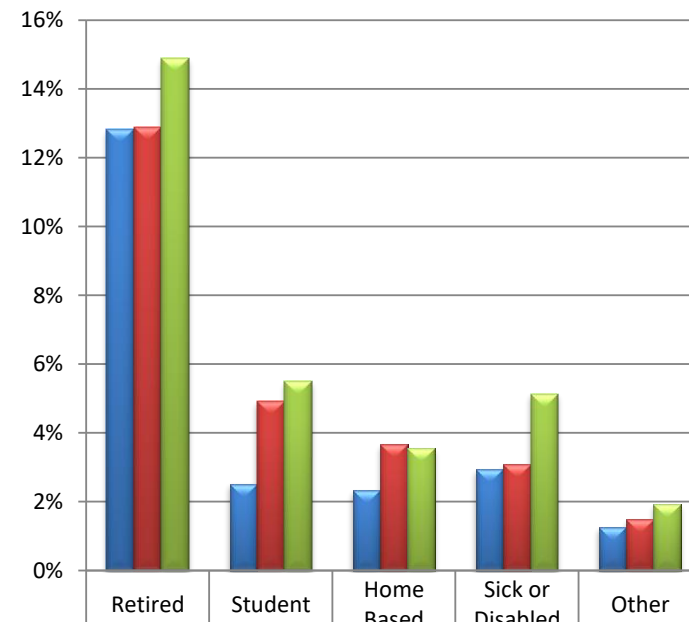
■ SHETLAND CHURCH OF SCOTLAND ■ North East and Northern Isles Presbytery ■ Scotland



	Part Time	Full time	Self Empl.	Unempl.	Student
SHETLAND CHURCH OF SCOTLAND	17%	48%	9%	2%	2%
North East and Northern Isles Presbytery	14%	44%	8%	3%	4%
Scotland	13%	40%	7%	5%	4%

Economically Inactive

■ SHETLAND CHURCH OF SCOTLAND ■ North East and Northern Isles Presbytery ■ Scotland



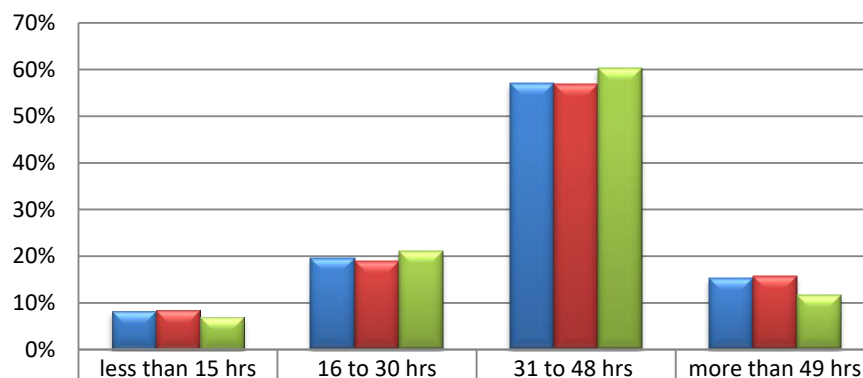
	Retired	Student	Home Based	Sick or Disabled	Other
SHETLAND CHURCH OF SCOTLAND	13%	3%	2%	3%	1%
North East and Northern Isles Presbytery	13%	5%	4%	3%	1%
Scotland	15%	6%	4%	5%	2%

Name	Economically Active (parish: 13324, 78%)					Economically Inactive (parish: 3738, 22%)					Aged 16 to 74
	Part Time	Full time	Self Empl.	Unempl.	Student	Retired	Student	Home Based	Sick or Disabled	Other	
SHETLAND CHURCH OF SCOTLAND	2,977	8,119	1,535	349	344	2,191	430	397	504	216	17,062
North East and Northern Isles Presbytery	62,955	198,634	37,527	12,862	20,007	57,853	22,060	16,471	13,868	6,728	448,965
Scotland	529,816	1,573,416	297,693	189,414	148,560	591,667	218,412	141,542	203,975	76,035	3,970,530

Census Table: KS601SC

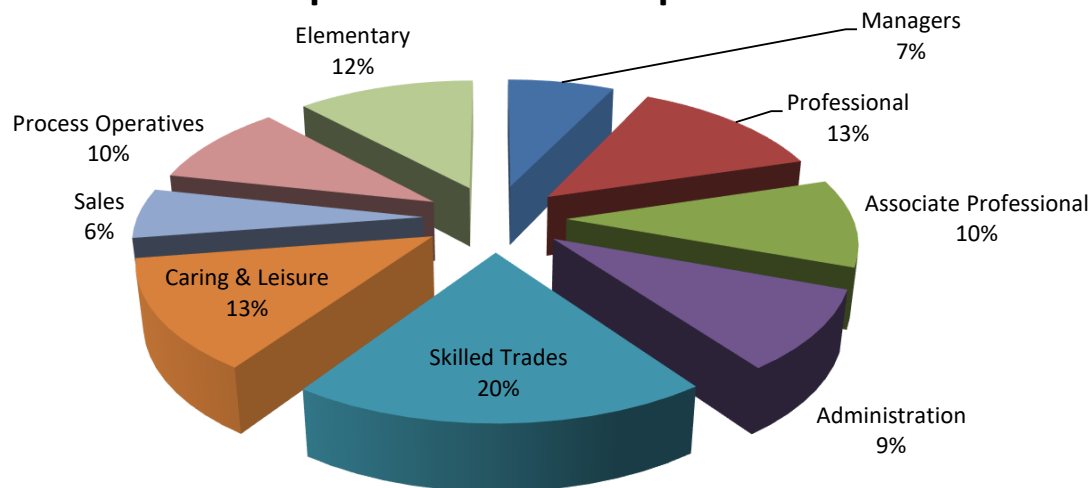
Economic activity of those of working age (2)

Number of hours worked per week



	less than 15 hrs	16 to 30 hrs	31 to 48 hrs	more than 49 hrs
■ SHETLAND CHURCH OF SCOTLAND	8%	20%	57%	15%
■ North East and Northern Isles Presbytery	8%	19%	57%	16%
■ Scotland	7%	21%	60%	12%

Occupations within the parish



Top 5 Industrial Activities:

within the parish

- 1 #REF!
- 2 #REF!
- 3 #REF!
- 4 #REF!
- 5 #REF!

within the Presbytery

- 1 Wholesale and Retail Trade, Repair of Motor Vehicles and Motorcycles (14.6%)
- 2 Human Health and Social Work Activities (12.6%)
- 3 Manufacturing (8.7%)
- 4 Professional, Scientific and Technical Activities (8.2%)
- 5 Education (8.1%)

within Scotland

- 1 Human Health and Social Work Activities (15.0%)
- 2 Wholesale and Retail Trade, Repair of Motor Vehicles and Motorcycles (15.0%)
- 3 Education (8.4%)
- 4 Construction (8.0%)
- 5 Manufacturing (7.7%)

For definitions of occupations and industrial activities see www.scotlandscensus.gov.uk/en/censusresults/variables.html

Census Tables: KS6045Ca/KS608SC/KS605SC

What to do next

This profile has given you some information about your local community from Scotland's Census 2011. This is not an end in itself, but rather a starting place for you to explore further.

Resources to help you do this are available from the Mission and Discipleship Council at www.resourcingmission.org.uk

These include *Who is my neighbour*, training materials for making use of this profile for different purposes, and *Future Focus*, a process to examine the life of the congregation and community.

Questions to consider might include:

- > What is the profile of our congregation?
- > How does it compare to the local population?
- > What other churches are in the area? Which parts of the community do they reach? Which parts of the community are being missed?
- > What other local organisations or centres are there that might bring people into our parish? Examples might include work, public services, leisure, shops and voluntary organisations. How can we interact with these people?
- > What areas of our parish do we know well, or less well?
- > How does the local community change between weekdays and weekends?
- > How helpful is our website? Are we correctly placed on the ChurchFinder? http://cos.churchofscotland.org.uk/church_finder/

Sources of further information

Scottish Index of Multiple Deprivation
simd.scotland.gov.uk/publication-2012/

Data on income, health, education, access, crime, housing and employment deprivation.

Scottish Neighbourhood Statistics
sns.gov.uk

This site brings together a lot of data from various agencies in Scotland and includes material on health, education, poverty, unemployment, housing, population, crime and social/community issues. It is particularly useful between Census dates.

Scottish Public Health Observatory
www.scotpho.org.uk/profiles

This site holds a lot of information about health and related issues. The 2010 Health and Wellbeing Profiles are available at "Intermediate Zone" level (around 6,000 people).

Notes

All parish-level Census data is based on 2011 Census Output Areas as released by National Records of Scotland (www.nrscotland.gov.uk). An Output Area is associated with a parish if its population weighted centroid falls within the parish boundary.

Any errors or omissions in Church of Scotland parish boundaries should be reported to the relevant Presbytery Clerk for onward transmission to Ministries Council.

Any errors or omissions in the ChurchFinder details should be notified to itdept@cofscotland.org.uk

20/02/2023