

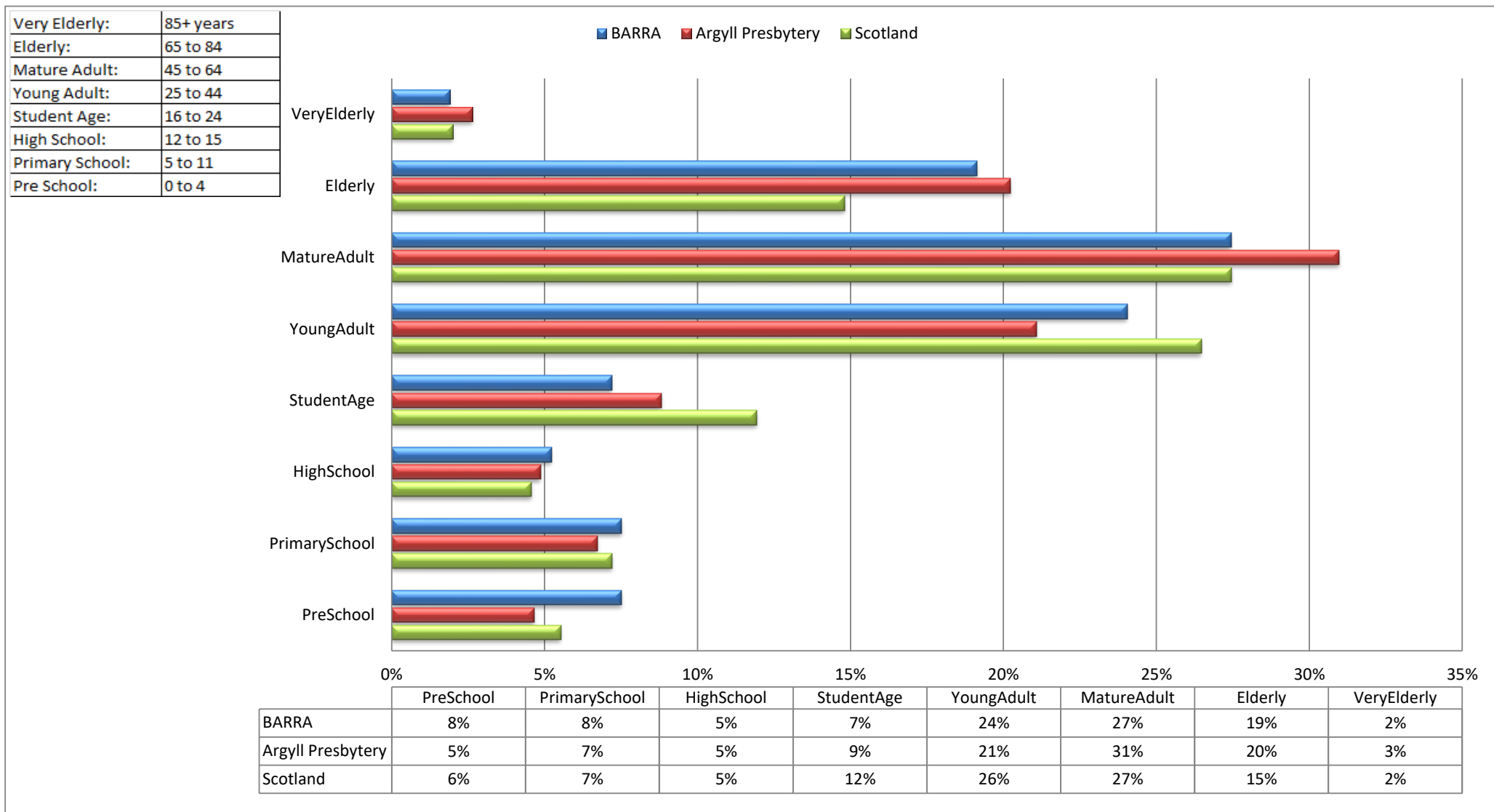
If BARRA were a village of 100 people...

- > 8 would be in primary school; 5 would be in high school
- > 24 would be aged between 25 and 44
- > 21 would be aged 65 or over
- > 72 would be of working age (16-74), including
 - 26 who have no qualifications; 20 who have a University degree
 - 24 who work full time; 14 who are retired
- > 92 would describe themselves as 'White - Scottish'
- > 3 would describe their health as bad or very bad
- > 7 would be providing unpaid care
- > **13 would say they belonged to the Church of Scotland**

If BARRA were a village of 100 households...

- > 42 households would consist of one person, 19 of whom are aged 65 and over
- > 26 would have dependent children (aged under 16, or under 18 in full-time education)
- > 28 would be in rented accommodation
- > 76 would have access to at least one car or van
- > 52 would speak a language other than English in the home

Population Breakdown by Age-group

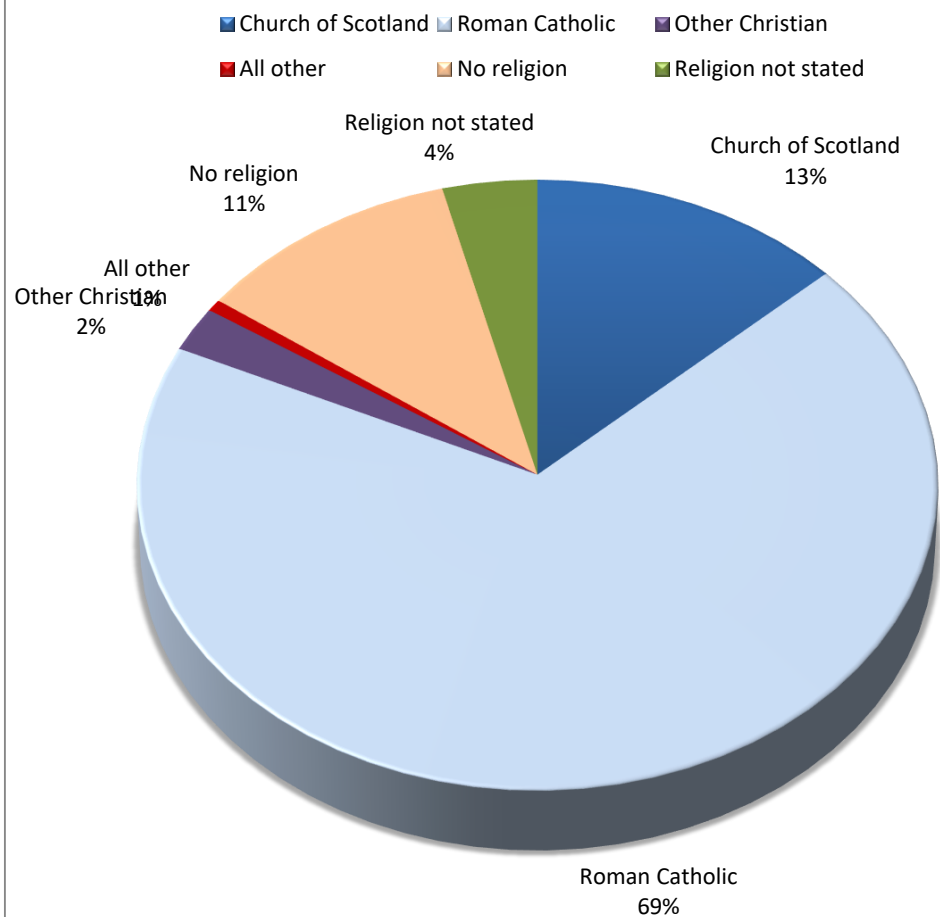


Name	PreSchool	PrimarySchool	HighSchool	StudentAge	YoungAdult	MatureAdult	Elderly	VeryElderly	Total
BARRA	95	95	66	91	304	347	242	24	1,264
Argyll Presbytery	3,076	4,437	3,212	5,823	13,915	20,446	13,363	1,740	66,012
Scotland	292,821	381,453	242,057	632,488	1,402,081	1,454,169	784,431	105,903	5,295,403

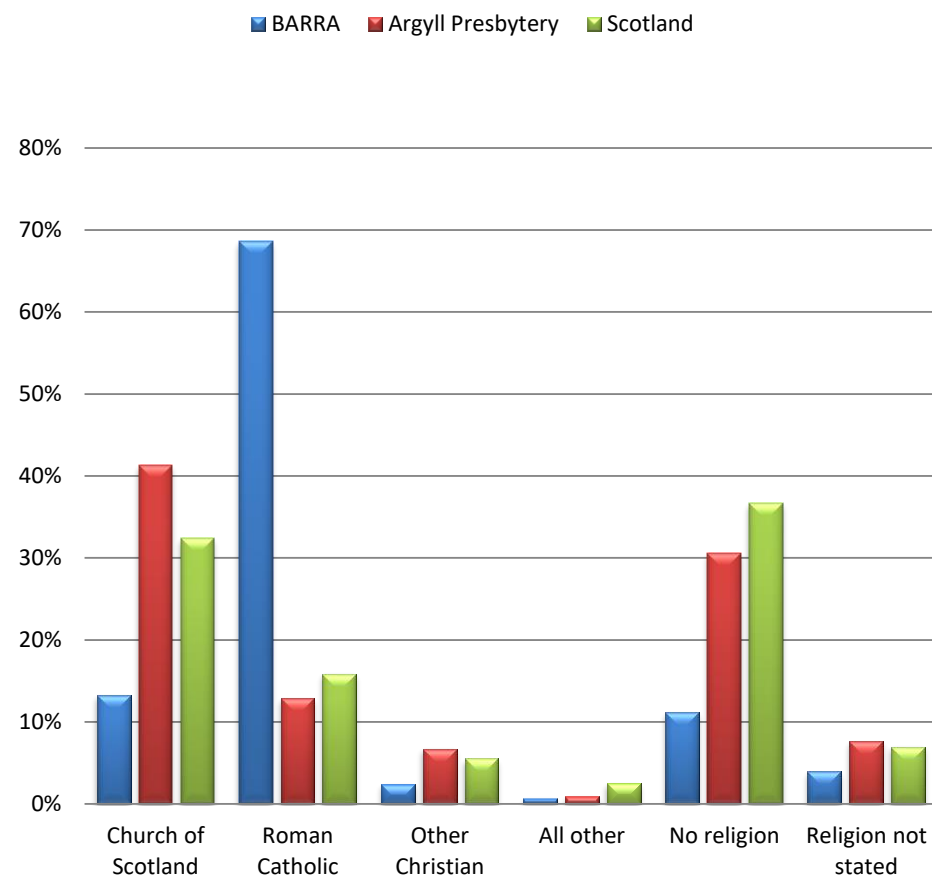
Census Table:KS102SC

Population Breakdown by Religion

Religious affiliation within the parish



Religious affiliation across the country



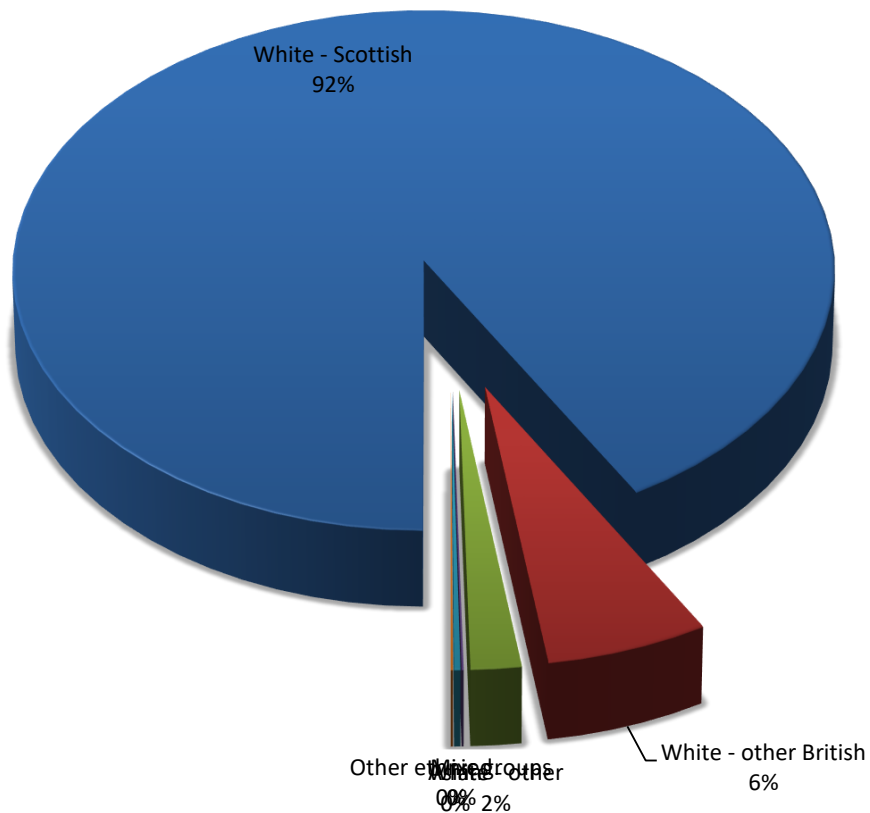
Name	Church of Scotland	Roman Catholic	Other Christian	All Other	No religion	Not Stated	Total
BARRA	167	868	30	8	141	50	1,264
Argyll Presbytery	27,247	8,530	4,431	589	20,184	5,031	66,012
Scotland	1,717,871	841,053	291,275	136,049	1,941,116	368,039	5,295,403

Census Table:KS209SCb

Population Breakdown by Ethnicity/Language

Ethnicity within the parish

■ White - Scottish
 ■ White - other British
 ■ White - other
 ■ Mixed
 ■ Asian
 ■ Other ethnic groups



Language Use

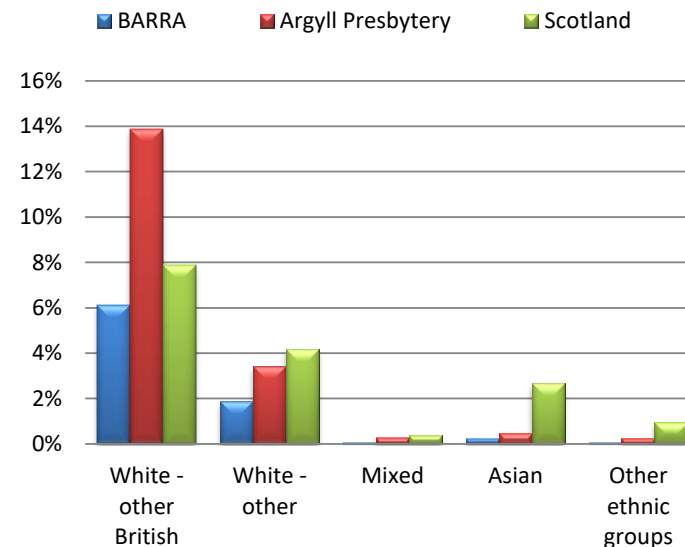
100% of people over 3 in the parish speak English well (99% Presbytery; 99% Scotland)

62.3% can speak Gaelic (8.0%; 1.1%)

52% of households use a language other than English in the home (8%; 7%)

Ethnicity across the country *

*Excludes White – Scottish for increased clarity



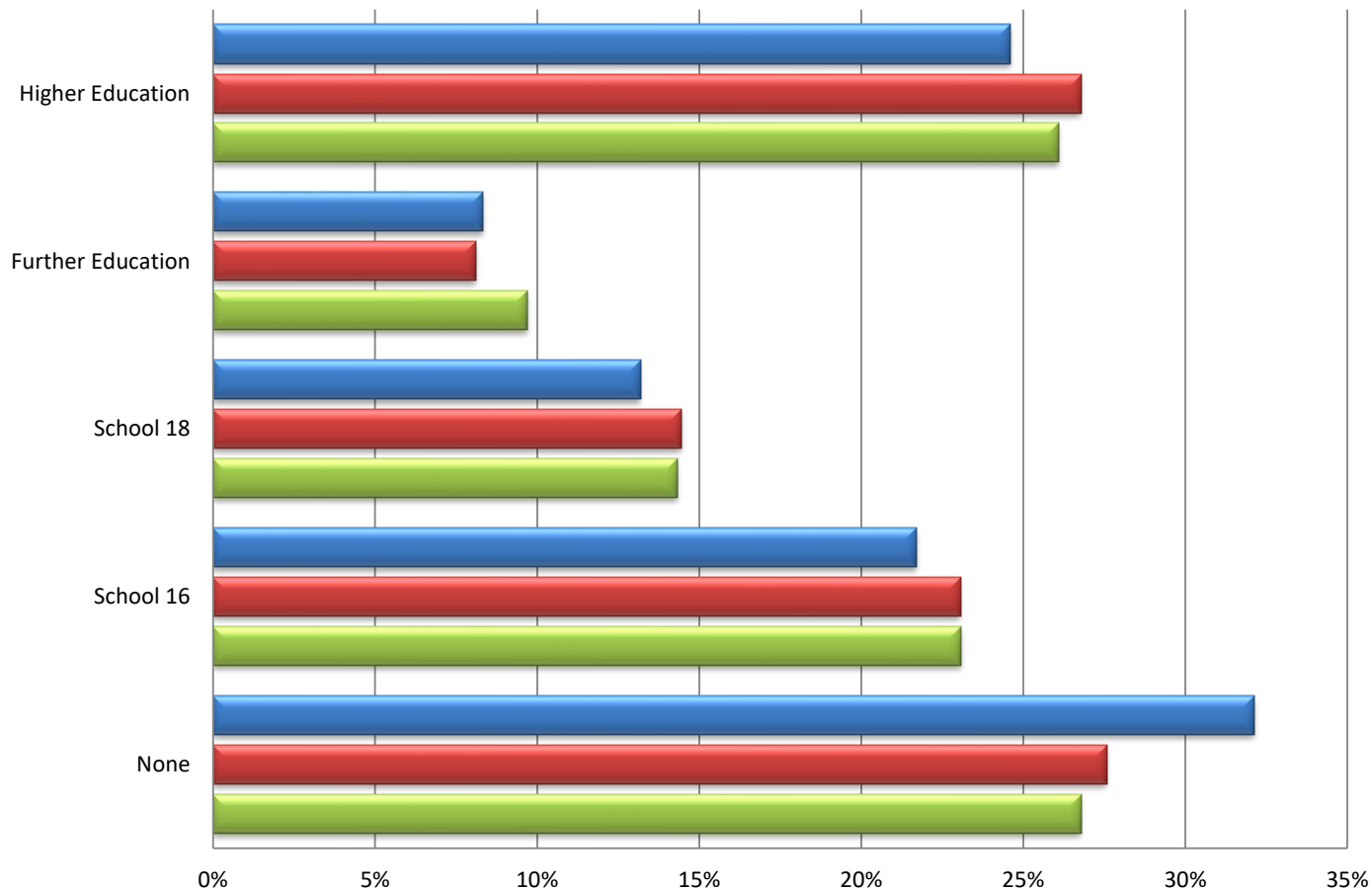
Name	White - Scottish	White - other British	White - other	Mixed	Asian	Other ethnic groups	All people
BARRA	1,158	77	24	1	3	1	1,264
Argyll Presbytery	53,902	9,165	2,257	184	327	177	66,012
Scotland	4,445,678	417,109	221,620	19,815	140,678	50,503	5,295,403

Census Tables:KS2015C/KS206SC

Population Breakdown by Qualifications

Highest Educational Qualification

■ BARRA ■ Argyll Presbytery ■ Scotland



Population in Full time Education 16 and over

4% of people aged 16 and over in this parish are in full time education (4% Presbytery; 8% Scotland)

Definitions

Higher Education includes Degree, Postgraduate qualifications, SVQ Level 5, Professional Qualifications or equivalent

Further Education includes HNC, HND, SVQ Level 4 or equivalent

School 18 includes SCE Higher Grade, Higher, Advanced Higher, CSYS, A Level, AS Level, SVQ Level 3 or equivalent

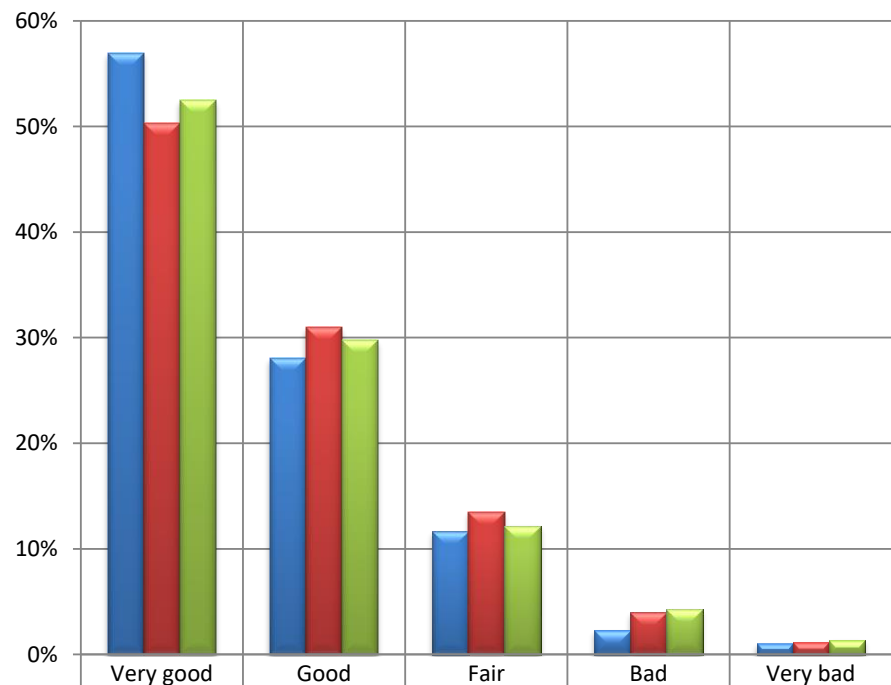
School 16 includes O Grade, Standard Grade, Intermediate 1 or 2, GCSE, CSE, SVQ Level 1 or 2, or equivalent

Name	None	School 16	School 18	Further Education	Higher Education	All people over 16	Full Time Education 16+
BARRA	324	219	133	84	248	1,008	37
Argyll Presbytery	15,249	12,753	7,986	4,485	14,814	55,287	2,298
Scotland	1,173,116	1,010,875	627,423	424,996	1,142,662	4,379,072	360,893

Census Table:KS501SC

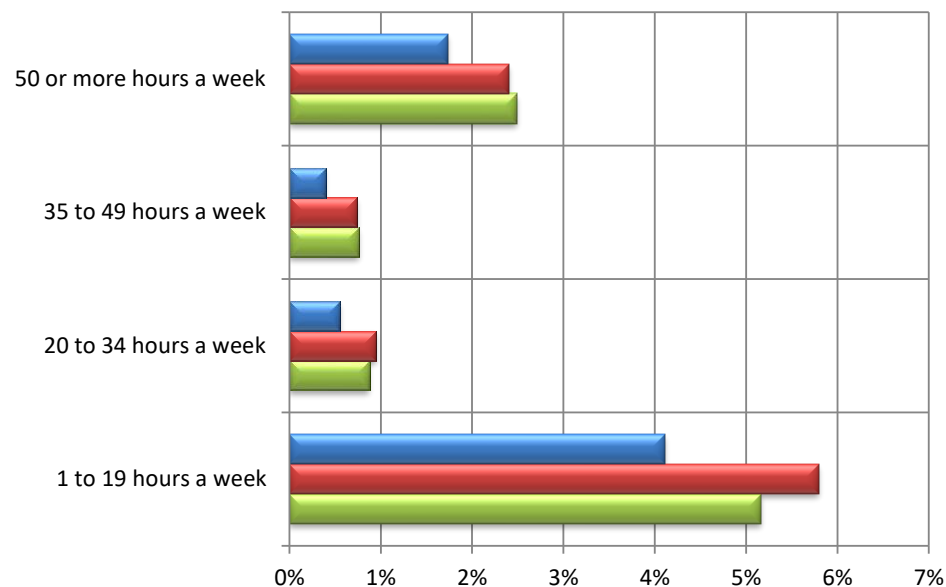
Population Breakdown by Health and Care Provision

Perceived general health



	Very good	Good	Fair	Bad	Very bad
BARRA	57%	28%	12%	2%	1%
Argyll Presbytery	50%	31%	14%	4%	1%
Scotland	52%	30%	12%	4%	1%

Provision of unpaid care



	1 to 19 hours a week	20 to 34 hours a week	35 to 49 hours a week	50 or more hours a week
BARRA	4%	1%	0%	2%
Argyll Presbytery	6%	1%	1%	2%
Scotland	5%	1%	1%	2%

7% of people in BARRA said that their day to day activities were limited a lot (9% Presbytery; 10% Scotland) and 9% said that their day to day activities were limited a little (12% Presbytery; 10% Scotland) by their health.

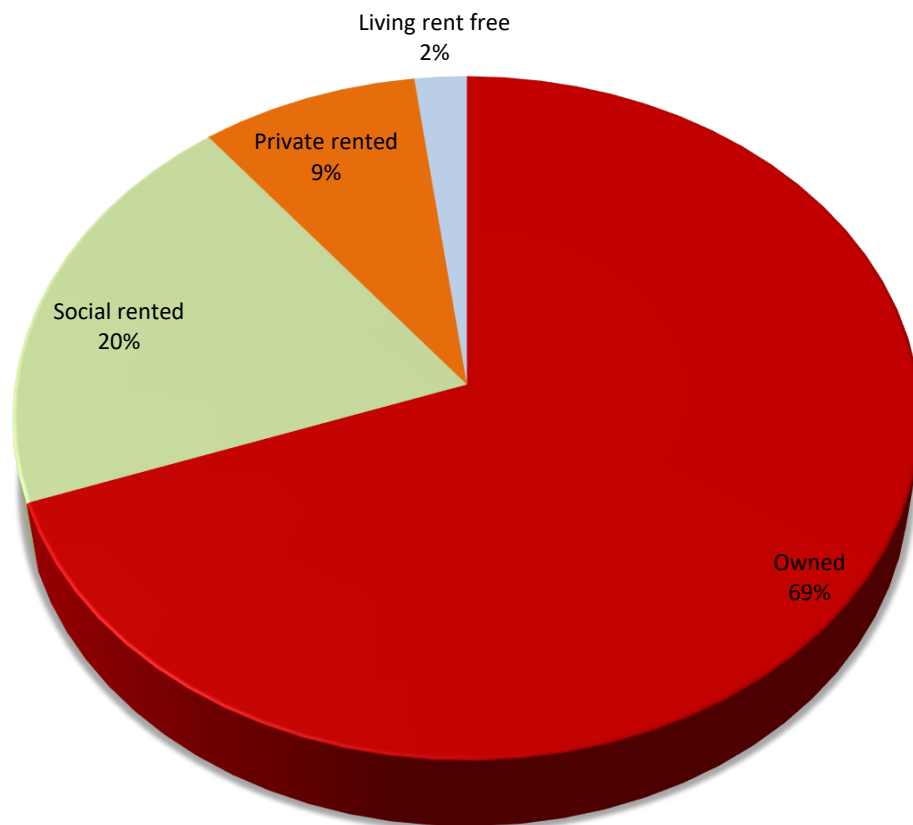
Name	General Health					Providing Unpaid Care, hours per week				
	Very good	Good	Fair	Bad	Very bad	None	1-19 hrs	20-34 hrs	35-49 hrs	50+ hrs
BARRA	720	355	147	29	13	1,178	52	7	5	22
Argyll Presbytery	33,198	20,477	8,919	2,641	777	59,487	3,827	624	487	1,587
Scotland	2,778,481	1,575,000	644,881	226,154	70,887	4,803,172	273,333	46,315	40,501	132,082

Census Table:KS301SCb

Household Breakdown by Household Tenure

Household tenure within the parish

Owned Social rented Private rented Living rent free



Household Occupation

80% of the household spaces are occupied
(85% Presbytery; 96% Scotland)

17.1% are second or holiday homes (11.3% ; 1.5%)

2.9% are vacant homes (3.6%; 2.6%)

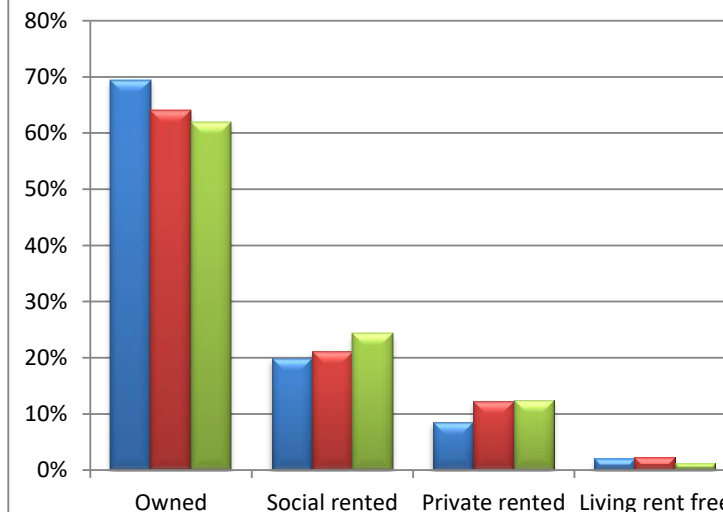
12 people in the parish live in 7 communal establishment(s)

Access to a Vehicle

76% of occupied households have access to at least one car or van (75%; 69%)

Household tenure across the country

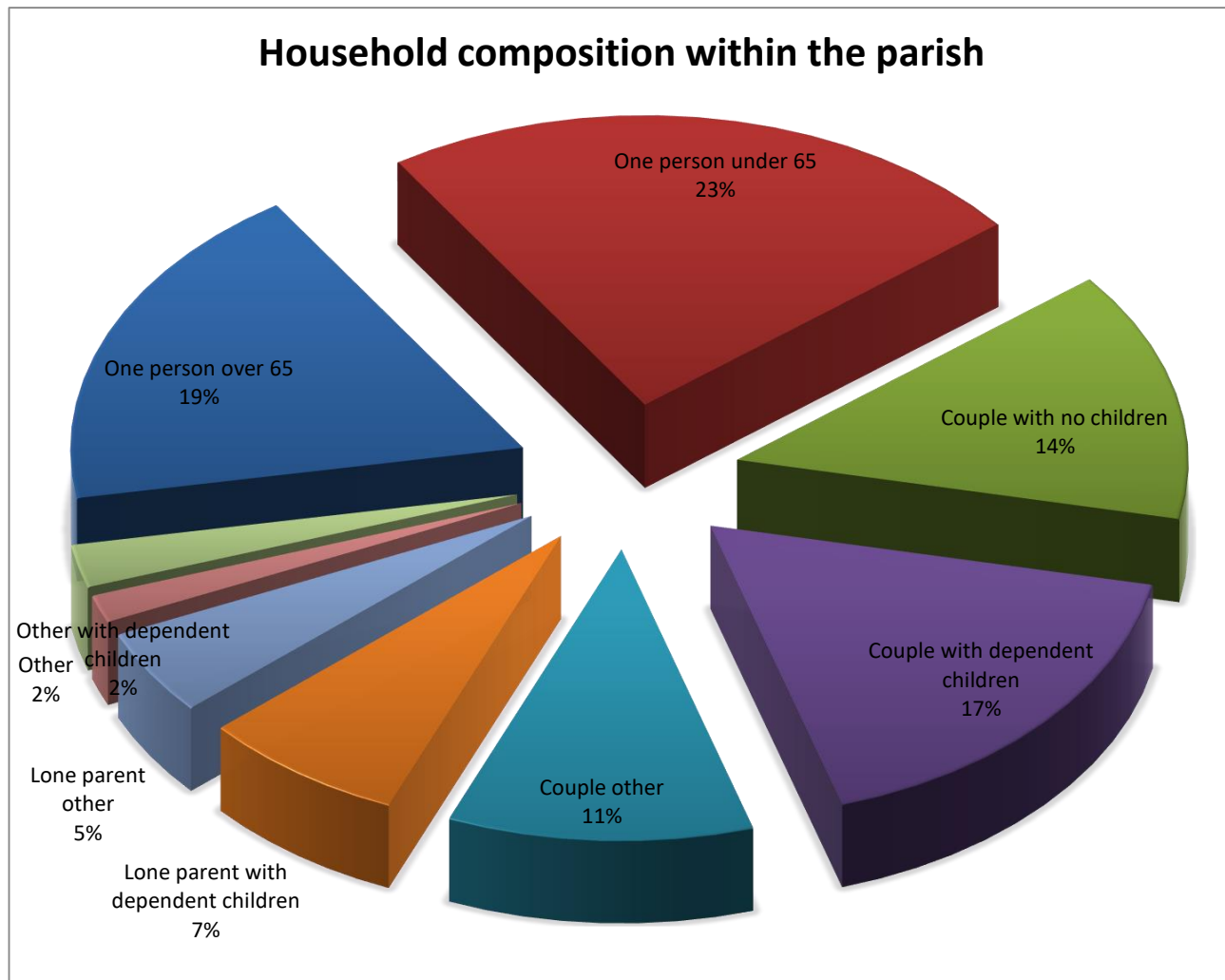
BARRA Argyll Presbytery Scotland



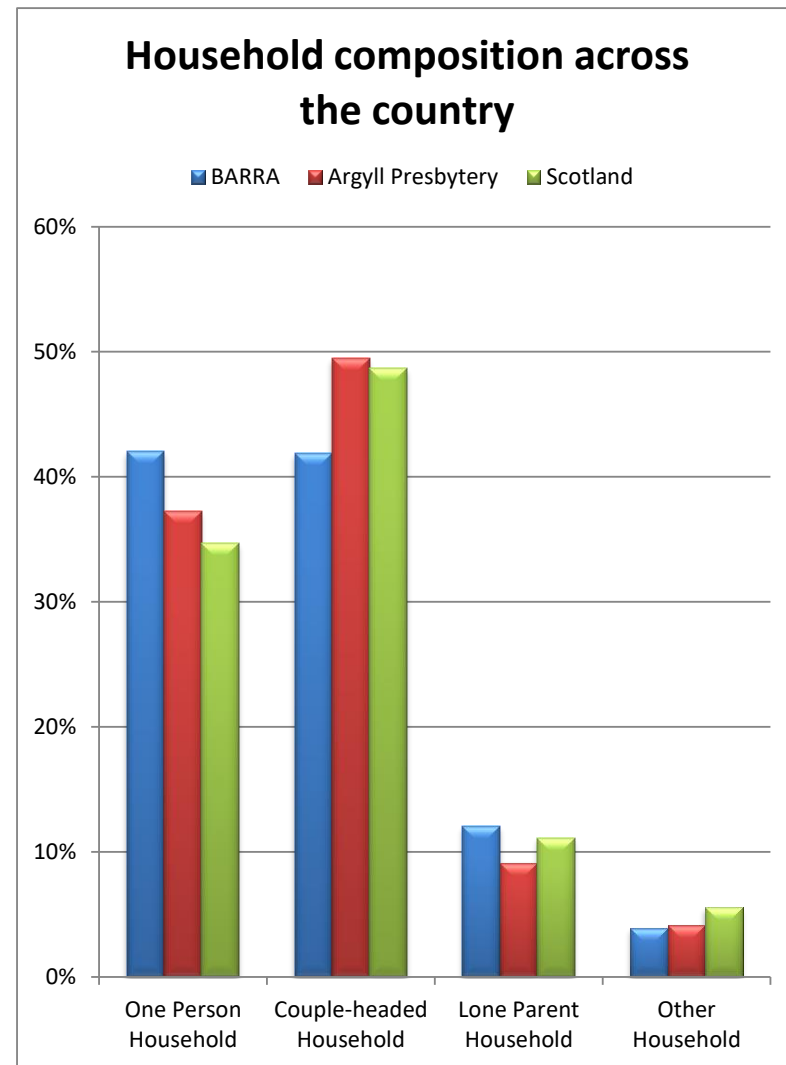
Name	Owned	Social rented	Private rented	Rent Free	Occupied Hholds	Car/Van Access	Holiday Homes	Vacant Hholds	All Hholds
BARRA	408	117	50	12	587	449	125	21	733
Argyll Presbytery	19,794	6,558	3,812	737	30,901	23,279	4,094	1,300	36,295
Scotland	1,470,986	576,419	294,892	30,480	2,372,777	1,648,633	36,642	64,462	2,473,881

Census Table:QS405SC/KS401SC/KS405SC

Household composition



For definitions of household type see www.scotlandscensus.gov.uk/en/censusresults/variables.html



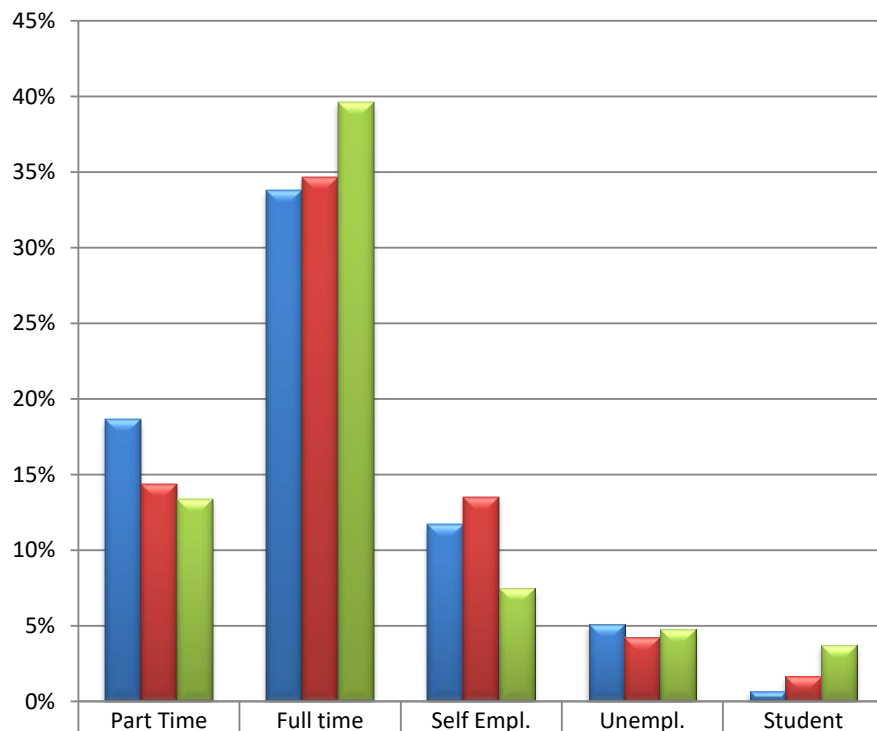
Name	One Person Household		Couple-headed Hhold		Lone Parent Household		Other Household		All Hholds
	under 65	65 and over	dep't child'n	other	dep't child'n	other	dep't child'n	other	
BARRA	138	109	100	146	43	28	9	14	587
Argyll Presbytery	6,192	5,313	4,748	2,824	1,797	1,027	364	919	30,901
Scotland	511,447	311,867	409,533	263,360	170,002	93,358	36,954	94,501	2,372,777

Census Table:KS105SC

Economic activity of those of working age (1)

Economically Active

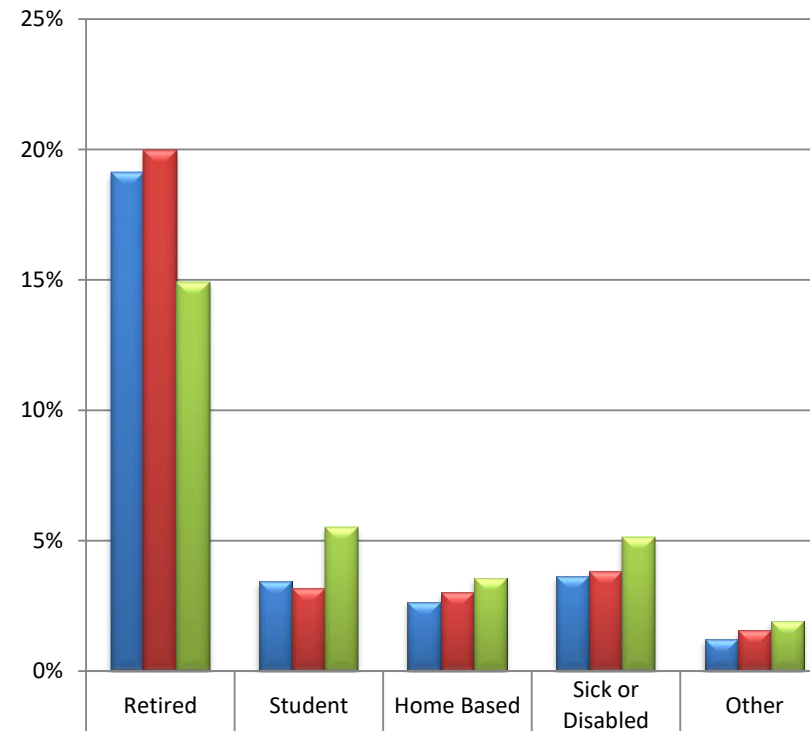
■ BARRA ■ Argyll Presbytery ■ Scotland



BARRA	19%	34%	12%	5%	1%
Argyll Presbytery	14%	35%	14%	4%	2%
Scotland	13%	40%	7%	5%	4%

Economically Inactive

■ BARRA ■ Argyll Presbytery ■ Scotland



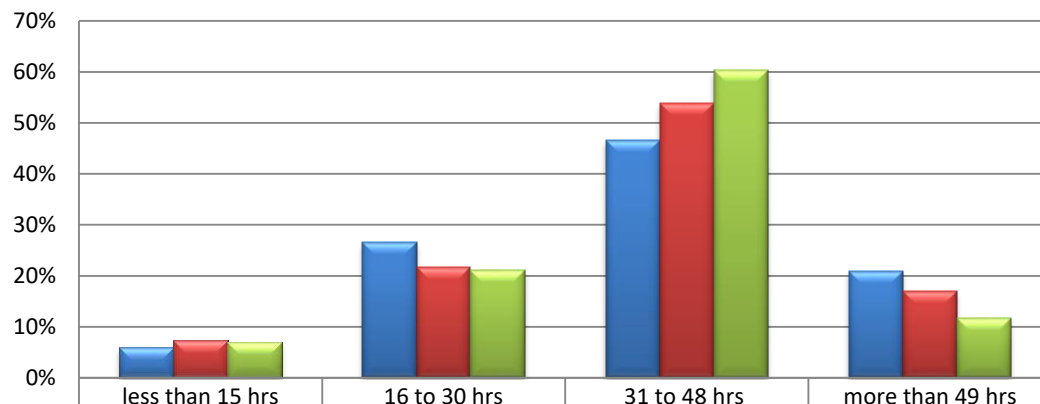
BARRA	19%	3%	3%	4%	1%
Argyll Presbytery	20%	3%	3%	4%	2%
Scotland	15%	6%	4%	5%	2%

Name	Economically Active (parish: 633, 70%)					Economically Inactive (parish: 272, 30%)					Aged 16 to 74
	Part Time	Full time	Self Empl.	Unempl.	Student	Retired	Student	Home Based	Sick or Disabled	Other	
BARRA	169	306	106	46	6	173	31	24	33	11	905
Argyll Presbytery	6,996	16,868	6,567	2,049	812	9,718	1,544	1,461	1,868	759	48,642
Scotland	529,816	1,573,416	297,693	189,414	148,560	591,667	218,412	141,542	203,975	76,035	3,970,530

Census Table: KS601SC

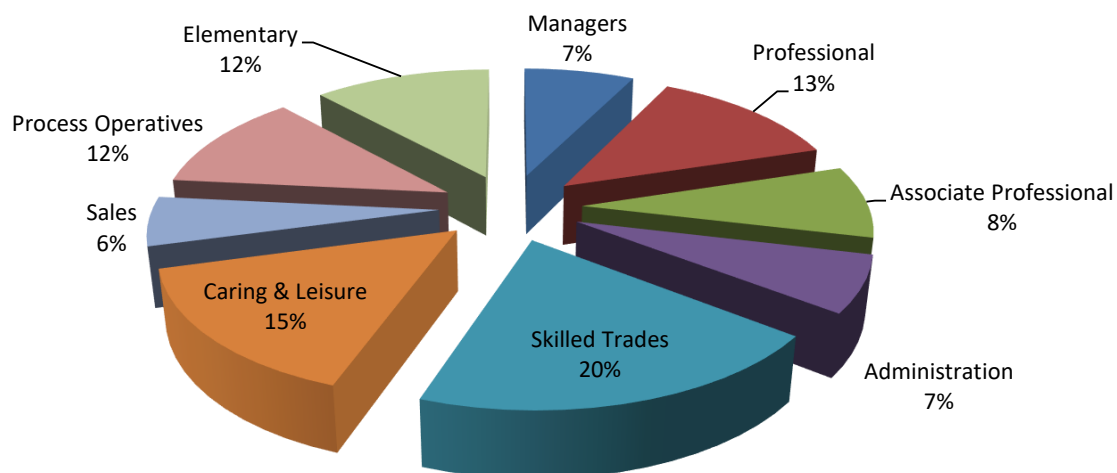
Economic activity of those of working age (2)

Number of hours worked per week



■ BARRA	6%	27%	46%	21%
■ Argyll Presbytery	7%	22%	54%	17%
■ Scotland	7%	21%	60%	12%

Occupations within the parish



Top 5 Industrial Activities:

within the parish

- 1 Human Health and Social Work Activities (18.8%)
- 2 Transport and Storage (14.9%)
- 3 Education (12.0%)
- 4 Accommodation and Food Service Activities (10.4%)
- 5 Construction (8.9%)

within the Presbytery

- 1 Human Health and Social Work Activities (15.3%)
- 2 Wholesale and Retail Trade, Repair of Motor Vehicles and Motorcycles (12.6%)
- 3 Accommodation and Food Service Activities (11.1%)
- 4 Construction (9.7%)
- 5 Education (7.9%)

within Scotland

- 1 Human Health and Social Work Activities (15.0%)
- 2 Wholesale and Retail Trade, Repair of Motor Vehicles and Motorcycles (15.0%)
- 3 Education (8.4%)
- 4 Construction (8.0%)
- 5 Manufacturing (7.7%)

For definitions of occupations and industrial activities see www.scotlandscensus.gov.uk/en/censusresults/variables.html

Census Tables: KS6045Ca/KS608SC/KS605SC

What to do next

This profile has given you some information about your local community from Scotland's Census 2011. This is not an end in itself, but rather a starting place for you to explore further.

Resources to help you do this are available from the Mission and Discipleship Council at www.resourcingmission.org.uk

These include *Who is my neighbour*, training materials for making use of this profile for different purposes, and *Future Focus*, a process to examine the life of the congregation and community.

Questions to consider might include:

- > What is the profile of our congregation?
- > How does it compare to the local population?
- > What other churches are in the area? Which parts of the community do they reach? Which parts of the community are being missed?
- > What other local organisations or centres are there that might bring people into our parish? Examples might include work, public services, leisure, shops and voluntary organisations. How can we interact with these people?
- > What areas of our parish do we know well, or less well?
- > How does the local community change between weekdays and weekends?
- > How helpful is our website? Are we correctly placed on the ChurchFinder? http://cos.churchofscotland.org.uk/church_finder/

Sources of further information

Scottish Index of Multiple Deprivation
simd.scotland.gov.uk/publication-2012/

Data on income, health, education, access, crime, housing and employment deprivation.

Scottish Neighbourhood Statistics
sns.gov.uk

This site brings together a lot of data from various agencies in Scotland and includes material on health, education, poverty, unemployment, housing, population, crime and social/community issues. It is particularly useful between Census dates.

Scottish Public Health Observatory
www.scotpho.org.uk/profiles

This site holds a lot of information about health and related issues. The 2010 Health and Wellbeing Profiles are available at "Intermediate Zone" level (around 6,000 people).

Notes

All parish-level Census data is based on 2011 Census Output Areas as released by National Records of Scotland (www.nrscotland.gov.uk). An Output Area is associated with a parish if its population weighted centroid falls within the parish boundary.

Any errors or omissions in Church of Scotland parish boundaries should be reported to the relevant Presbytery Clerk for onward transmission to Ministries Council.

Any errors or omissions in the ChurchFinder details should be notified to itdept@cofscotland.org.uk

14/03/2022