

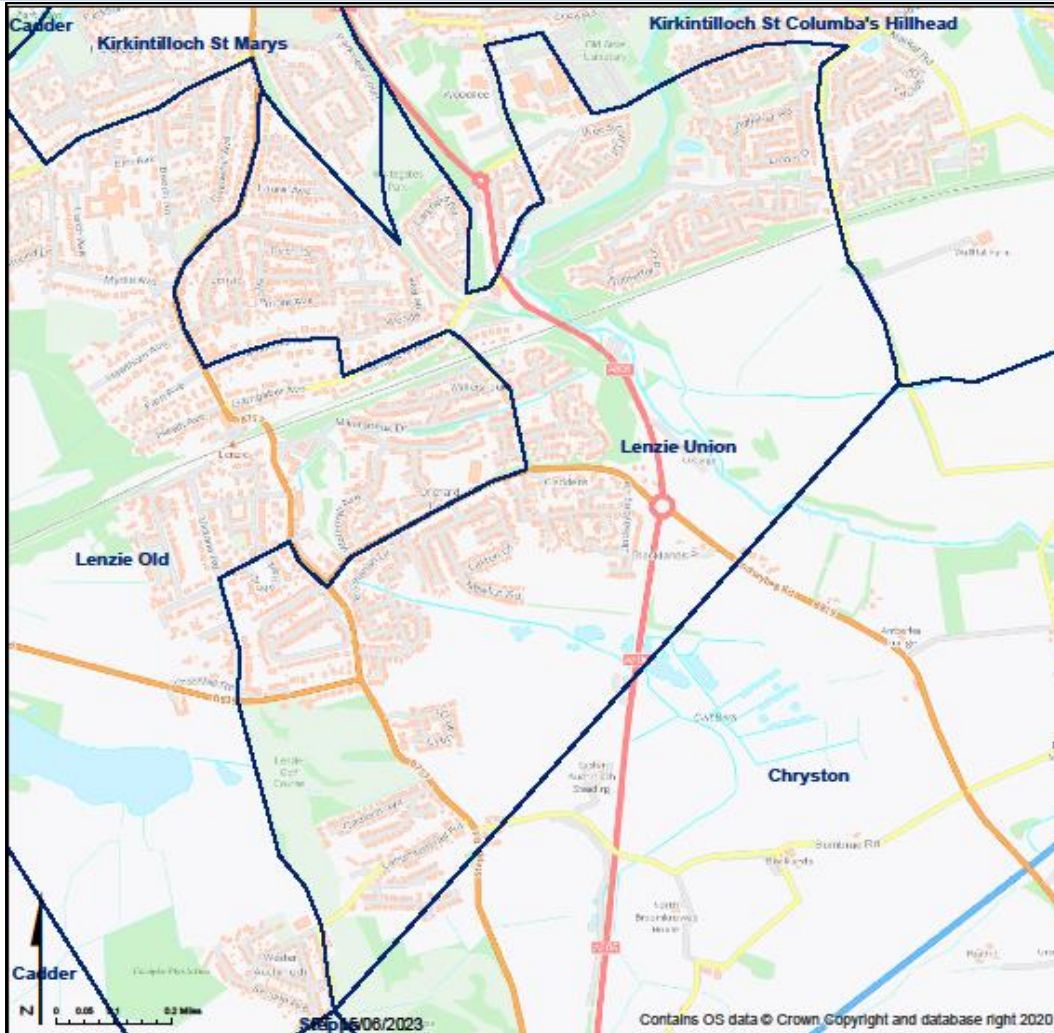


The Church of Scotland

Parish: LENZIE UNION

Presbytery Glasgow

Parish LENZIE UNION



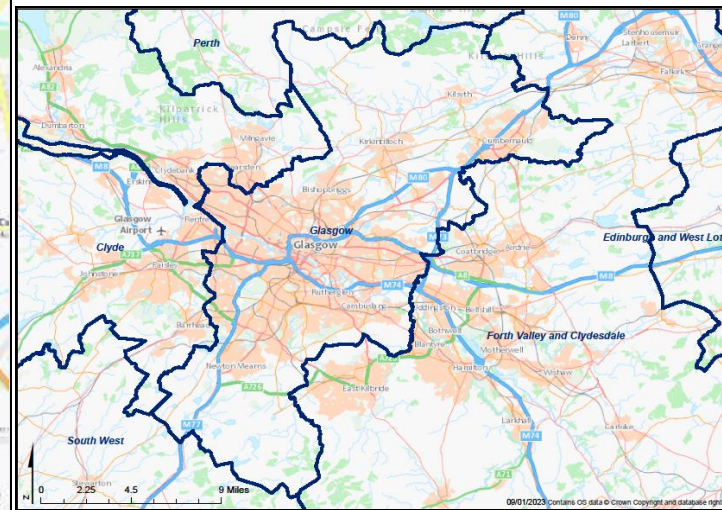
**Scotland's
Census 2011**
Shaping our future

**STATISTICS
FOR MISSION**

This profile of selected Census data has been prepared by the Statistics for Mission Group of the Church of Scotland for use by Congregations, Presbyteries and Councils of the Church. Further resources can be found at www.resourcingmission.org.uk.

Scotland's Census, definitions and full data are provided by National Records of Scotland (NRS) and can be explored at www.scotlandscensus.gov.uk.

SDG



To understand God's thoughts we must study statistics, for these are the measure of his purpose.

Florence Nightingale

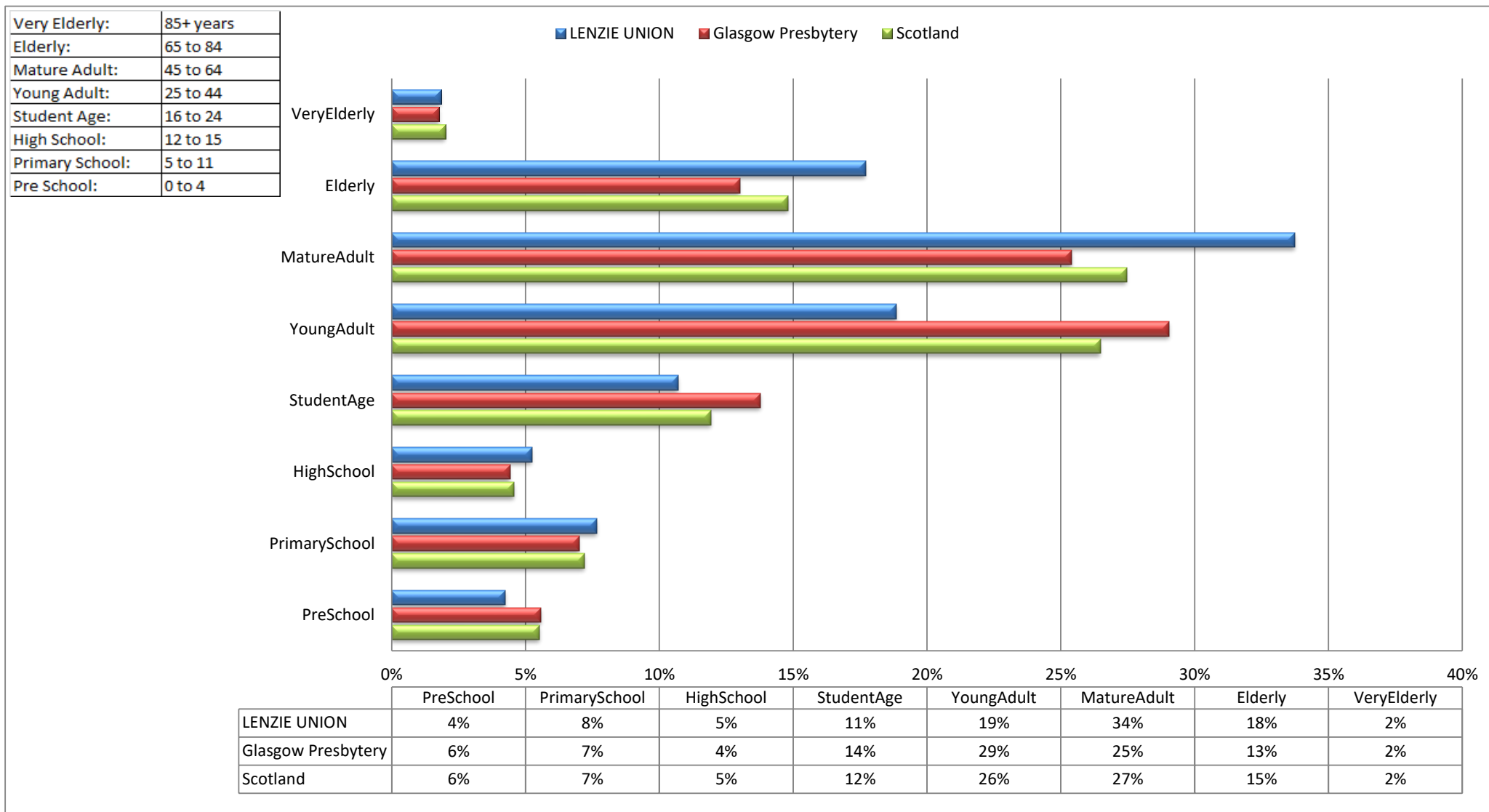
If LENZIE UNION were a village of 100 people...

- > 8 would be in primary school; 5 would be in high school
- > 19 would be aged between 25 and 44
- > 20 would be aged 65 or over
- > 75 would be of working age (16-74), including
 - 10 who have no qualifications; 36 who have a University degree
 - 29 who work full time; 16 who are retired
- > 91 would describe themselves as 'White - Scottish'
- > 3 would describe their health as bad or very bad
- > 11 would be providing unpaid care
- > **44 would say they belonged to the Church of Scotland**

If LENZIE UNION were a village of 100 households...

- > 20 households would consist of one person, 11 of whom are aged 65 and over
- > 30 would have dependent children (aged under 16, or under 18 in full-time education)
- > 5 would be in rented accommodation
- > 92 would have access to at least one car or van
- > 2 would speak a language other than English in the home

Population Breakdown by Age-group

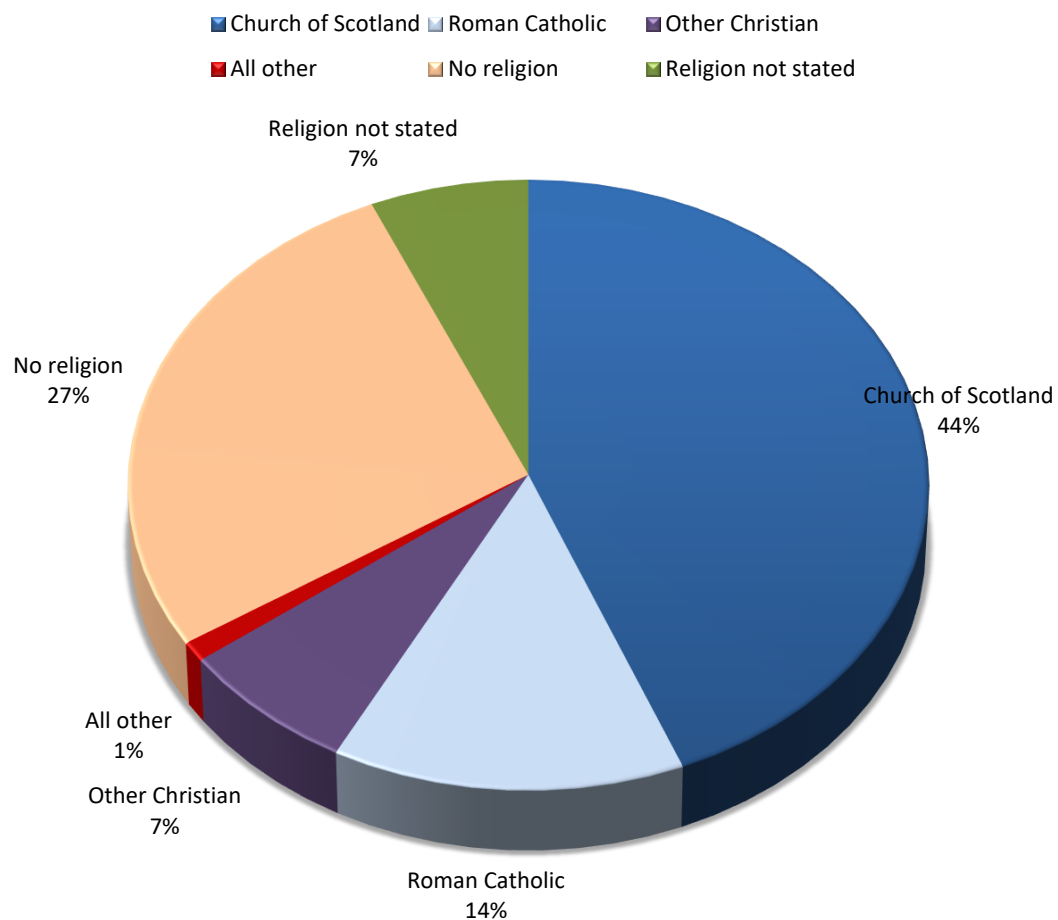


Name	PreSchool	PrimarySchool	HighSchool	StudentAge	YoungAdult	MatureAdult	Elderly	VeryElderly	Total
LENZIE UNION	159	287	196	401	706	1,264	663	69	3,745
Glasgow Presbytery	48,299	60,690	38,295	119,476	251,790	220,310	112,765	15,299	866,924
Scotland	292,821	381,453	242,057	632,488	1,402,081	1,454,169	784,431	105,903	5,295,403

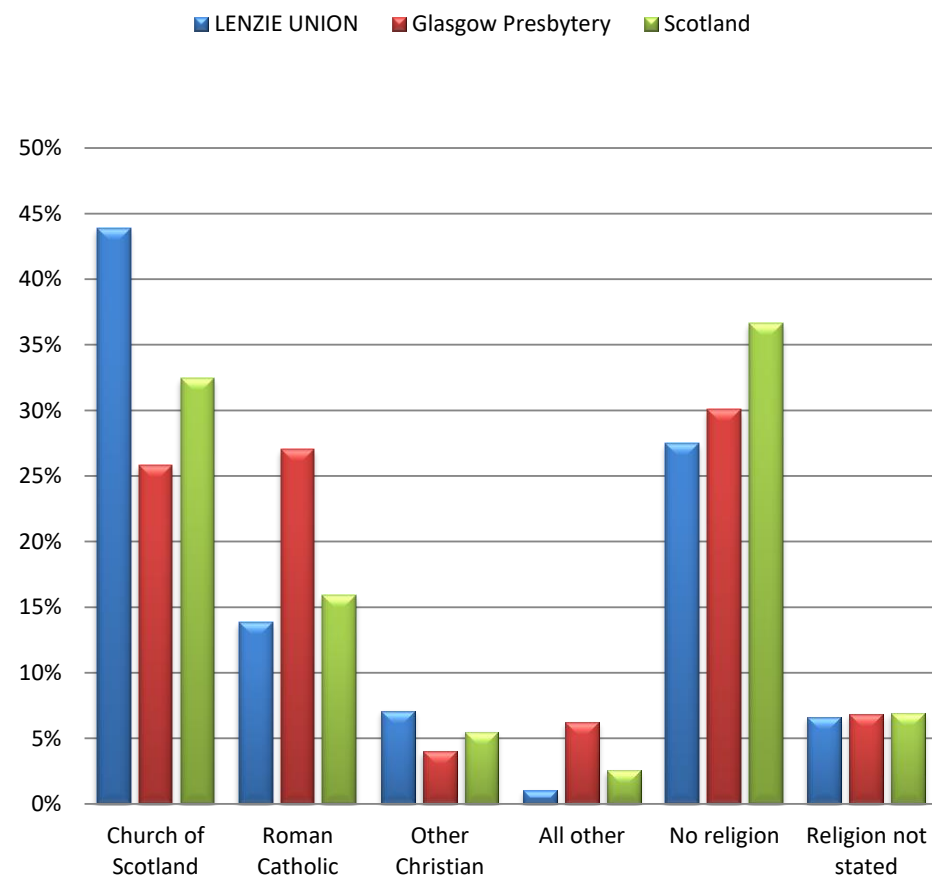
Census Table:KS102SC

Population Breakdown by Religion

Religious affiliation within the parish



Religious affiliation across the country



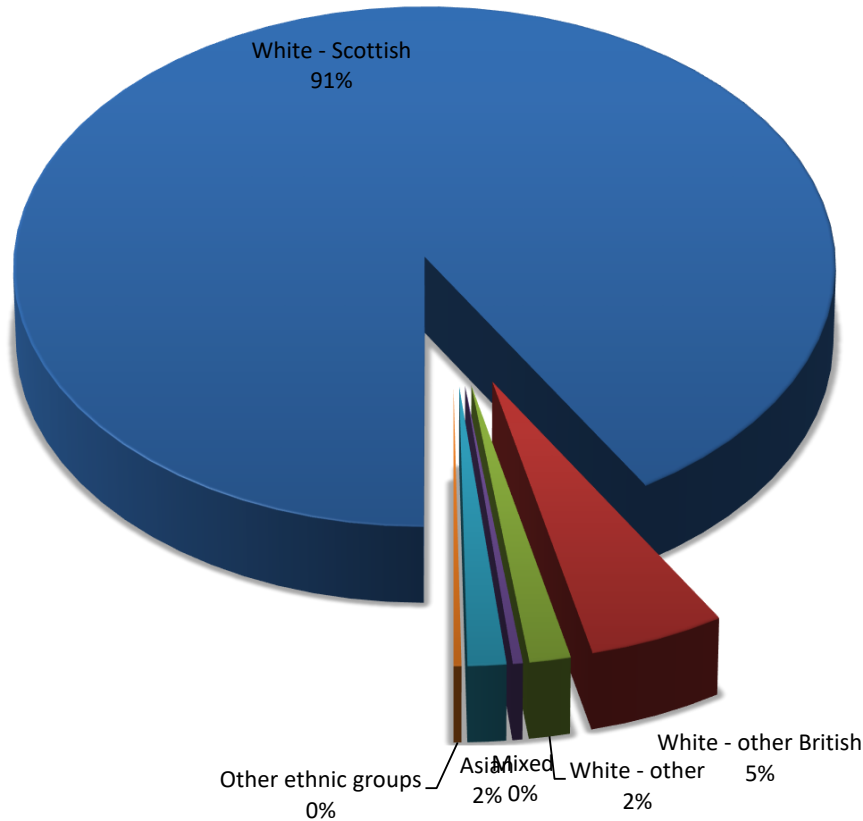
Name	Church of Scotland	Roman Catholic	Other Christian	All Other	No religion	Not Stated	Total
LENZIE UNION	1,644	518	266	39	1,030	248	3,745
Glasgow Presbytery	223,738	234,428	34,851	54,221	260,474	59,212	866,924
Scotland	1,717,871	841,053	291,275	136,049	1,941,116	368,039	5,295,403

Census Table:KS209SCb

Population Breakdown by Ethnicity/Language

Ethnicity within the parish

■ White - Scottish
 ■ White - other British
 ■ White - other
 ■ Mixed
 ■ Asian
 ■ Other ethnic groups



Language Use

100% of people over 3 in the parish speak English well (98% Presbytery; 99% Scotland)

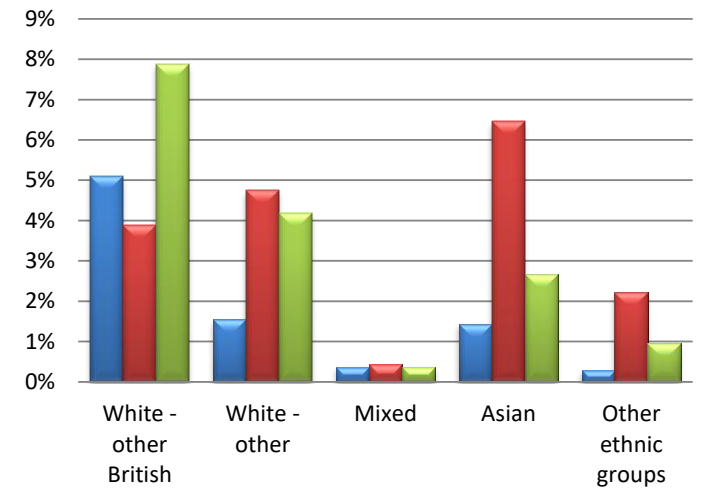
0.6% can speak Gaelic (0.9%; 1.1%)

2% of households use a language other than English in the home (11%; 7%)

Ethnicity across the country *

*Excludes White – Scottish for increased clarity

■ LENZIE UNION
 ■ Glasgow Presbytery
 ■ Scotland



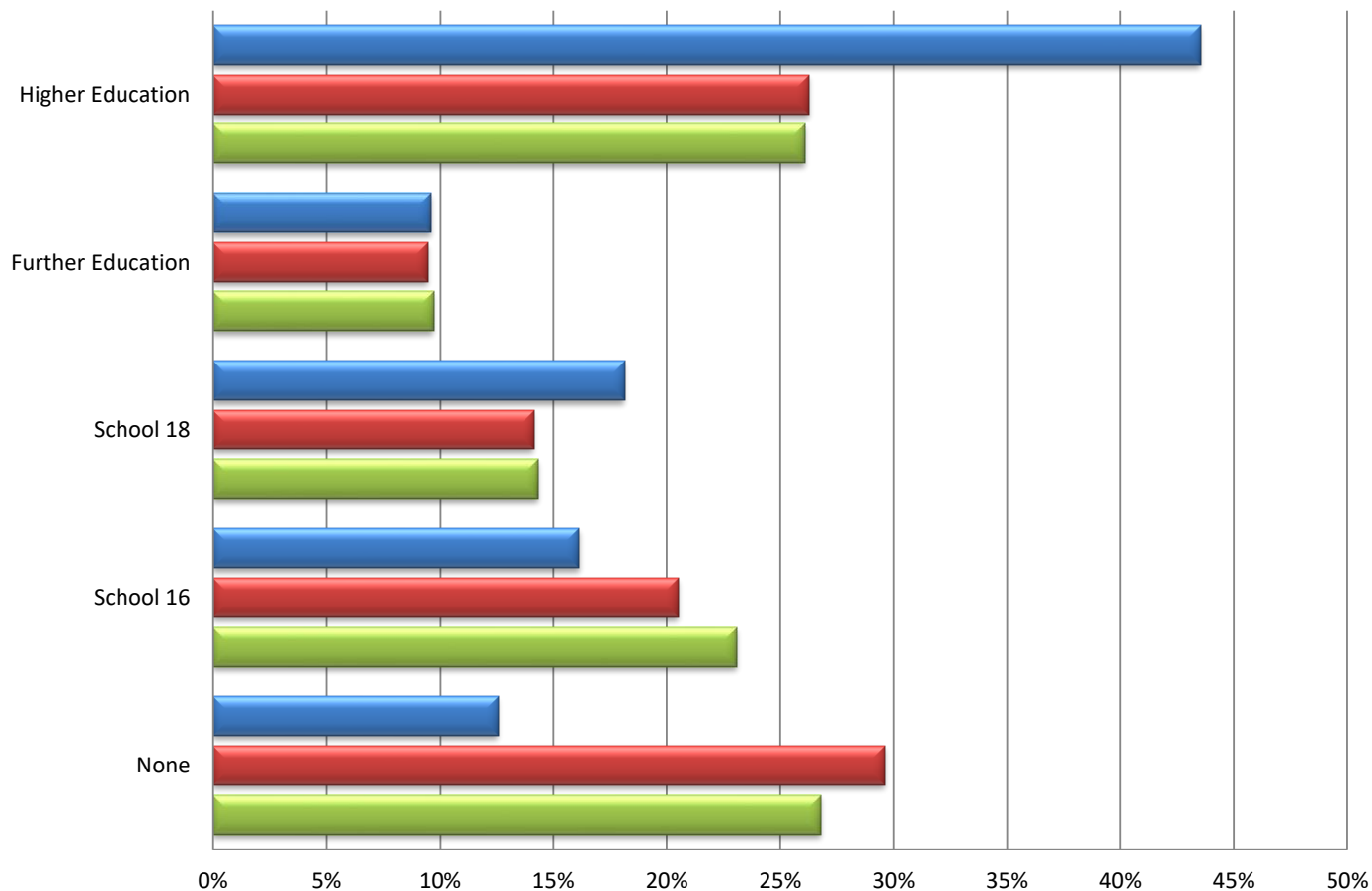
Name	White - Scottish	White - other British	White - other	Mixed	Asian	Other ethnic groups	All people
LENZIE UNION	3,417	191	58	14	54	11	3,745
Glasgow Presbytery	712,983	33,664	41,249	3,752	56,046	19,230	866,924
Scotland	4,445,678	417,109	221,620	19,815	140,678	50,503	5,295,403

Census Tables:KS2015C/KS206SC

Population Breakdown by Qualifications

Highest Educational Qualification

LENZIE UNION Glasgow Presbytery Scotland



Population in Full time Education 16 and over

9% of people aged 16 and over in this parish are in full time education (11% Presbytery; 8% Scotland)

Definitions

Higher Education includes Degree, Postgraduate qualifications, SVQ Level 5, Professional Qualifications or equivalent

Further Education includes HNC, HND, SVQ Level 4 or equivalent

School 18 includes SCE Higher Grade, Higher, Advanced Higher, CSYS, A Level, AS Level, SVQ Level 3 or equivalent

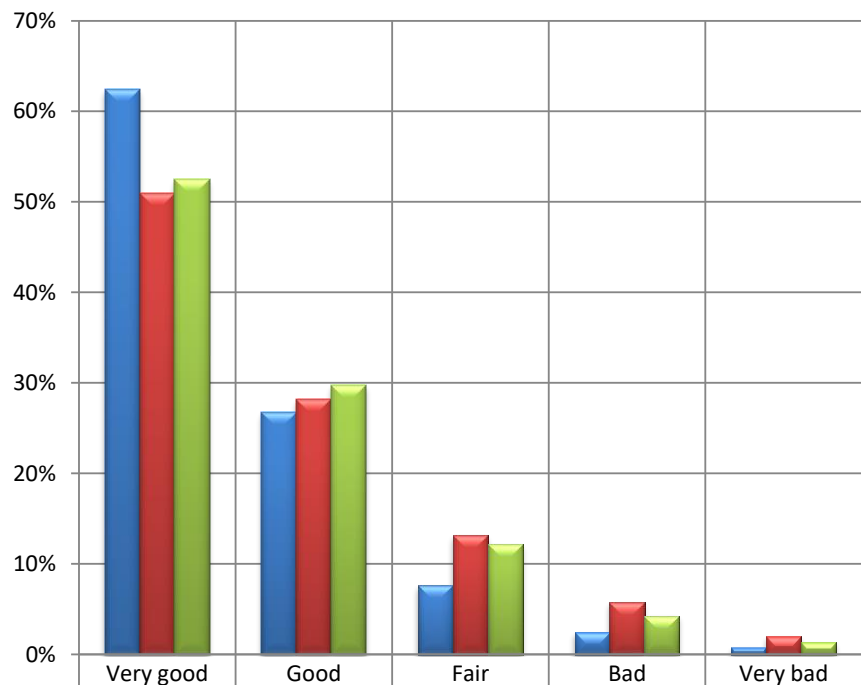
School 16 includes O Grade, Standard Grade, Intermediate 1 or 2, GCSE, CSE, SVQ Level 1 or 2, or equivalent

Name	None	School 16	School 18	Further Education	Higher Education	All people over 16	Full Time Education 16+
LENZIE UNION	390	501	563	298	1,351	3,103	265
Glasgow Presbytery	213,273	147,608	101,814	67,954	188,991	719,640	79,485
Scotland	1,173,116	1,010,875	627,423	424,996	1,142,662	4,379,072	360,893

Census Table:KS501SC

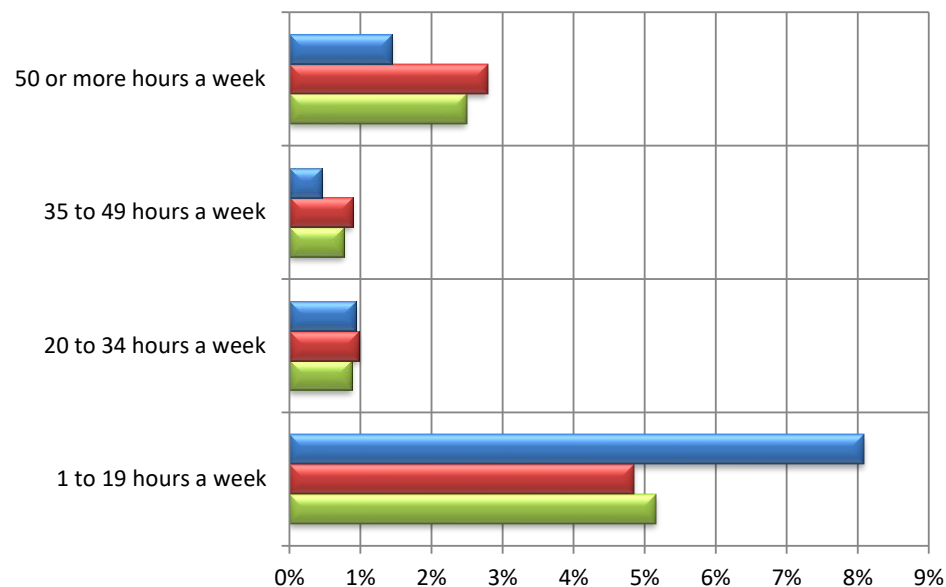
Population Breakdown by Health and Care Provision

Perceived general health



LENZIE UNION	62%	27%	8%	2%	1%
Glasgow Presbytery	51%	28%	13%	6%	2%
Scotland	52%	30%	12%	4%	1%

Provision of unpaid care



	1 to 19 hours a week	20 to 34 hours a week	35 to 49 hours a week	50 or more hours a week
LENZIE UNION	8%	1%	0%	1%
Glasgow Presbytery	5%	1%	1%	3%
Scotland	5%	1%	1%	2%

6% of people in LENZIE UNION said that their day to day activities were limited a lot (12% Presbytery; 10% Scotland) and 8% said that their day to day activities were limited a little (10% Presbytery; 10% Scotland) by their health.

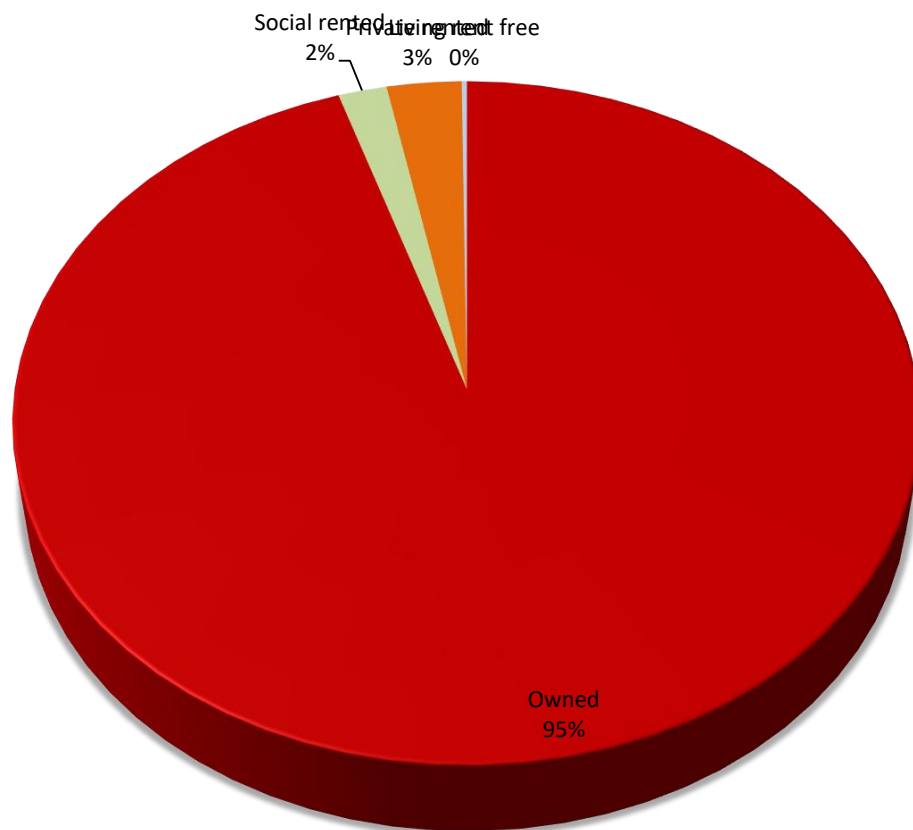
Name	General Health					Providing Unpaid Care, hours per week				
	Very good	Good	Fair	Bad	Very bad	None	1-19 hrs	20-34 hrs	35-49 hrs	50+ hrs
LENZIE UNION	2,337	1,003	285	91	29	3,336	303	35	17	54
Glasgow Presbytery	441,476	244,414	114,236	49,841	16,957	784,499	42,080	8,485	7,689	24,171
Scotland	2,778,481	1,575,000	644,881	226,154	70,887	4,803,172	273,333	46,315	40,501	132,082

Census Table:KS301SCb

Household Breakdown by Household Tenure

Household tenure within the parish

Owned Social rented Private rented Living rent free



Household Occupation

100% of the household spaces are occupied (98% Presbytery; 96% Scotland)

0.0% are second or holiday homes (0.2% ; 1.5%)

0.5% are vacant homes (2.3%; 2.6%)

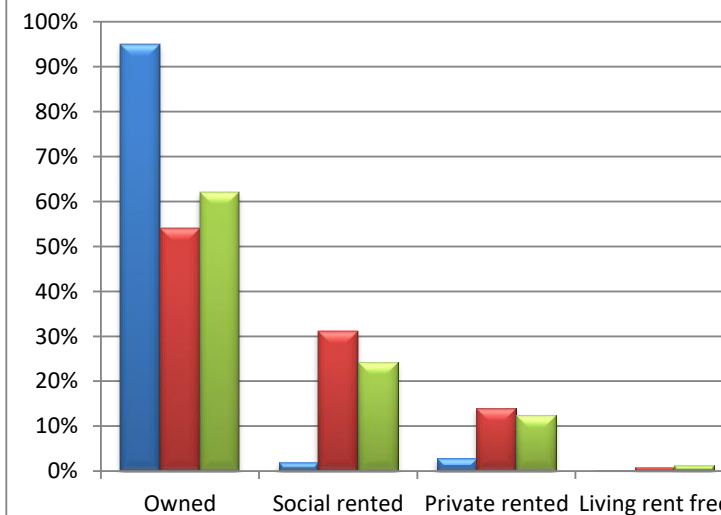
0 people in the parish live in 0 communal establishment(s)

Access to a Vehicle

92% of occupied households have access to at least one car or van (57%; 69%)

Household tenure across the country

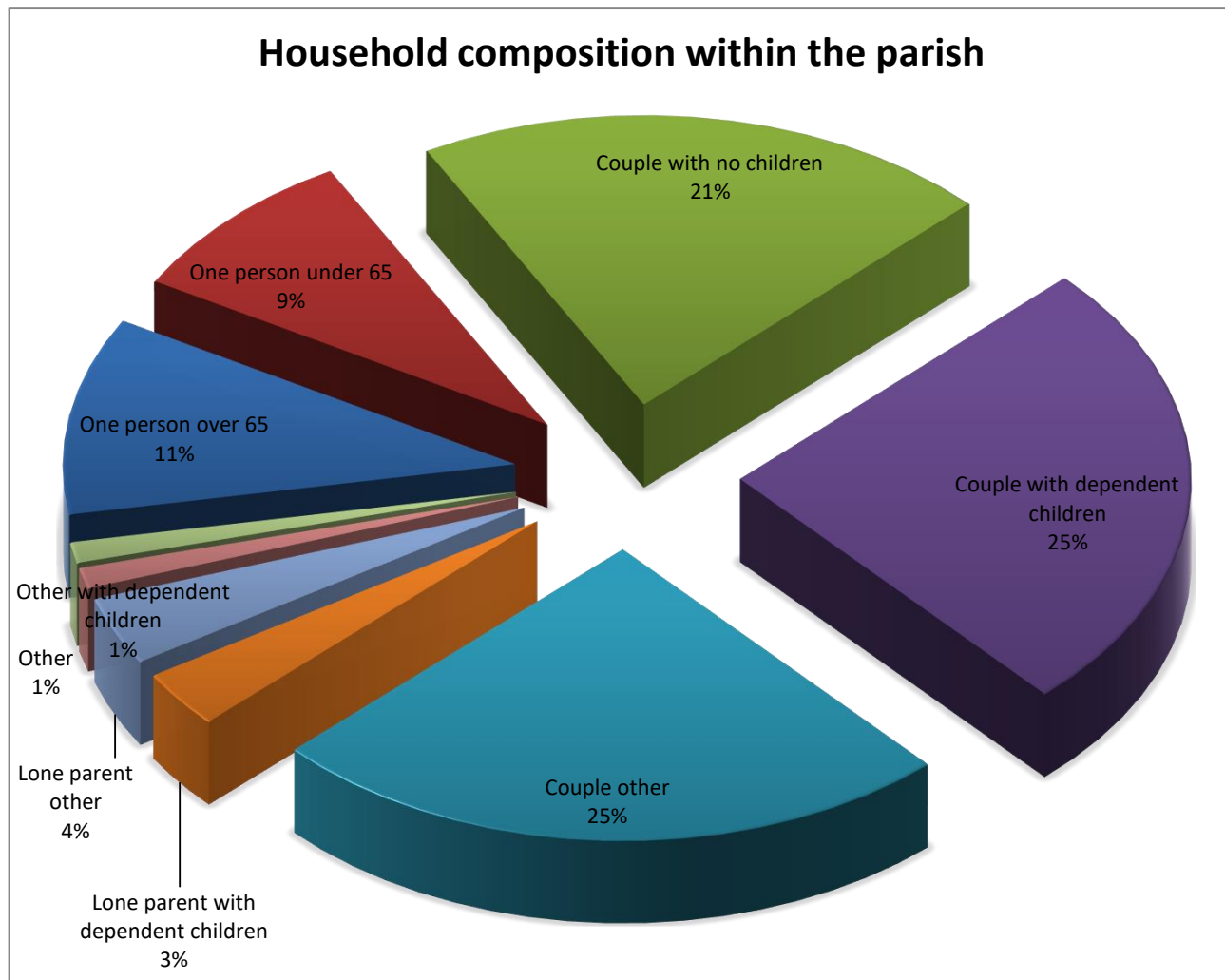
LENZIE UNION Glasgow Presbytery Scotland



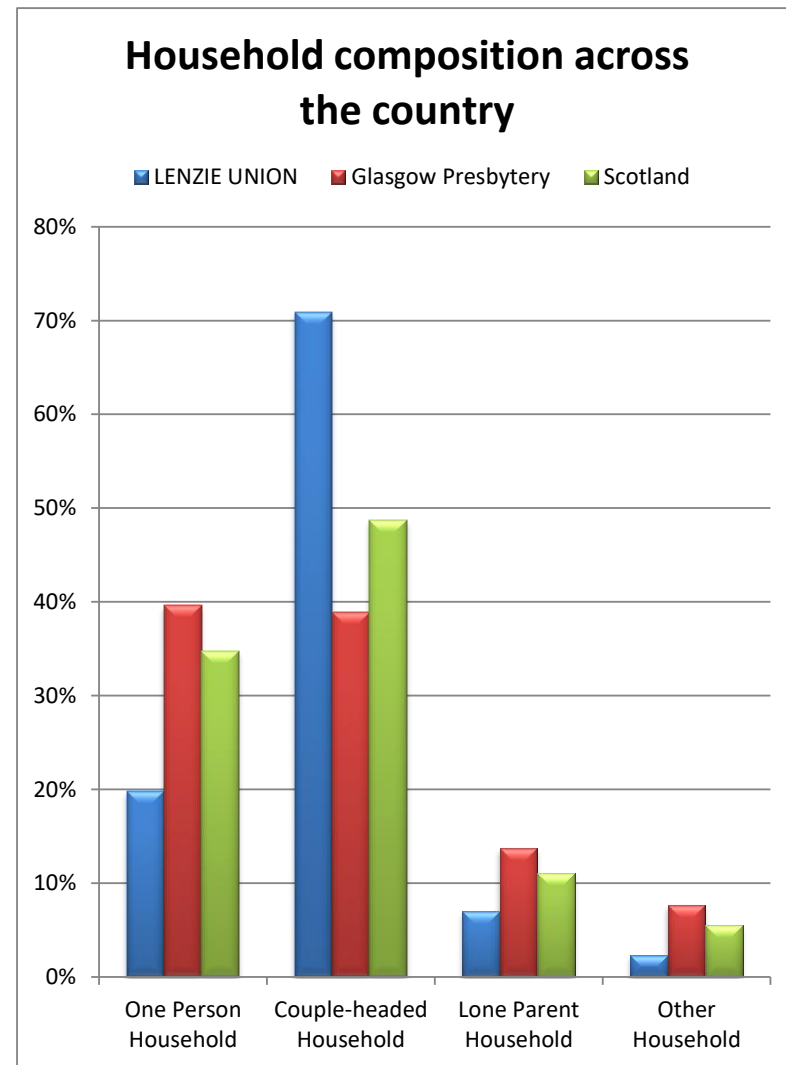
Name	Owned	Social rented	Private rented	Rent Free	Occupied Hholds	Car/Van Access	Holiday Homes	Vacant Hholds	All Hholds
LENZIE UNION	1,397	28	43	3	1,471	1,349	0	7	1,478
Glasgow Presbytery	217,272	124,881	56,231	3,567	401,951	227,290	696	9,598	412,245
Scotland	1,470,986	576,419	294,892	30,480	2,372,777	1,648,633	36,642	64,462	2,473,881

Census Table:QS405SC/KS401SC/KS405SC

Household composition



For definitions of household type see www.scotlandscensus.gov.uk/en/censusresults/variables.html



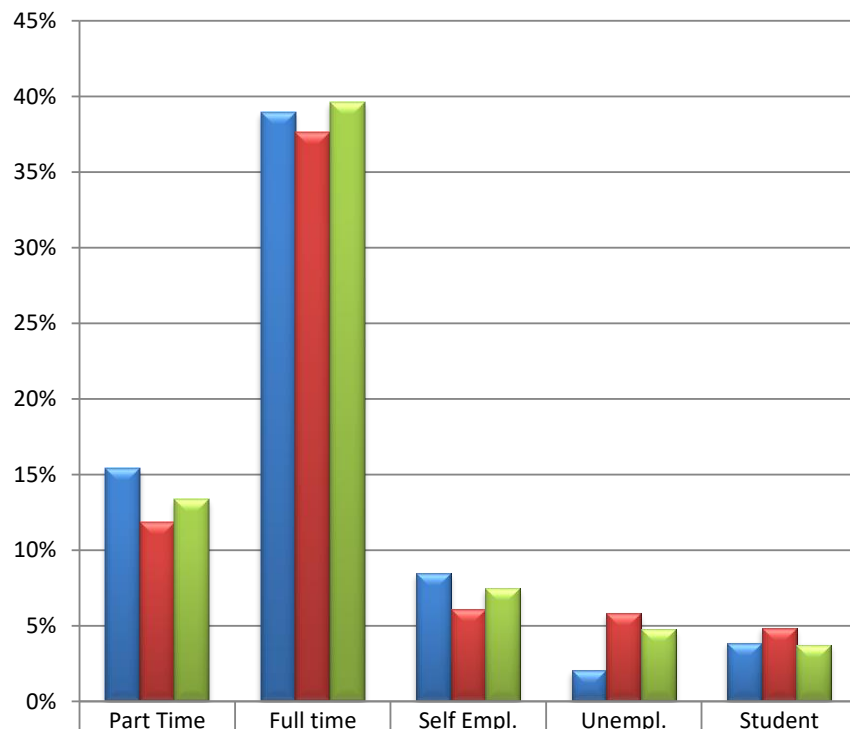
Name	One Person Household		Couple-headed Hhold		Lone Parent Household		Other Household		All Hholds
	under 65	65 and over	dep't child'n	other	dep't child'n	other	dep't child'n	other	
LENZIE UNION	129	162	374	669	47	56	17	17	1,471
Glasgow Presbytery	107,467	51,919	57,417	55,180	35,257	19,923	7,893	23,029	401,951
Scotland	511,447	311,867	409,533	263,360	170,002	93,358	36,954	94,501	2,372,777

Census Table:KS105SC

Economic activity of those of working age (1)

Economically Active

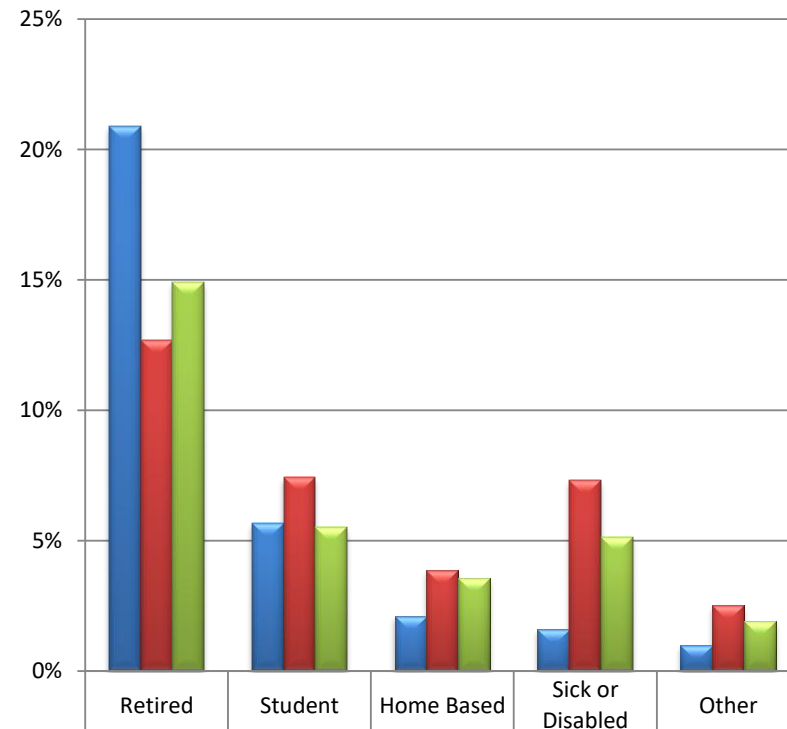
LENZIE UNION Glasgow Presbytery Scotland



	Part Time	Full time	Self Empl.	Unempl.	Student
LENZIE UNION	15%	39%	8%	2%	4%
Glasgow Presbytery	12%	38%	6%	6%	5%
Scotland	13%	40%	7%	5%	4%

Economically Inactive

LENZIE UNION Glasgow Presbytery Scotland

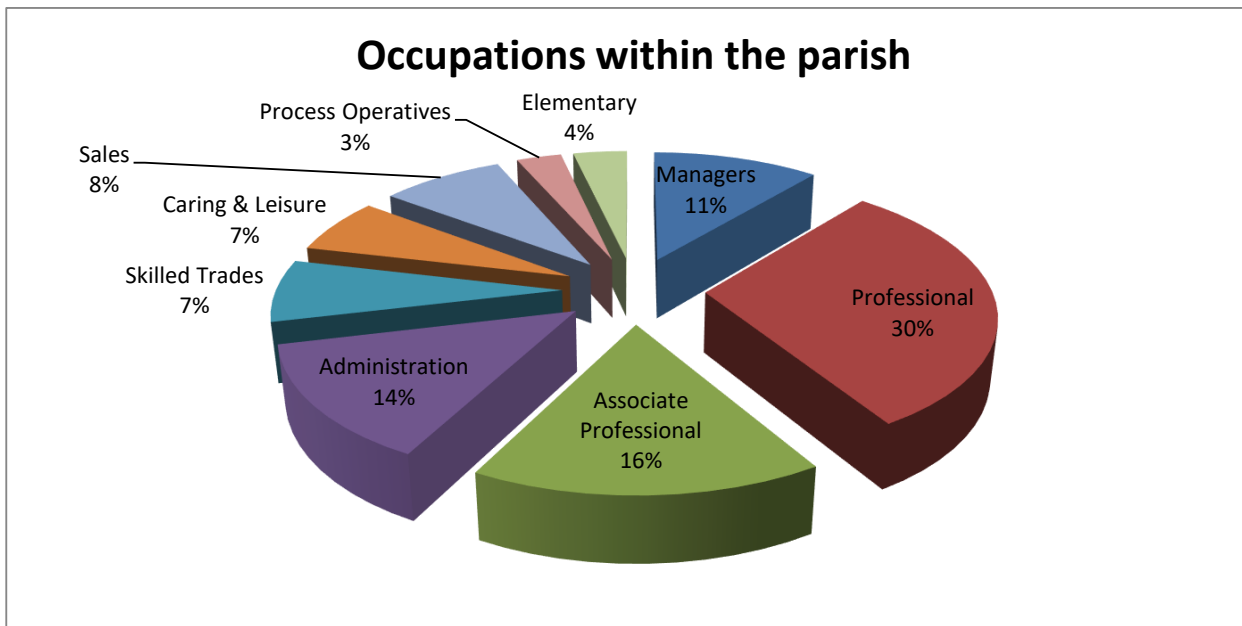
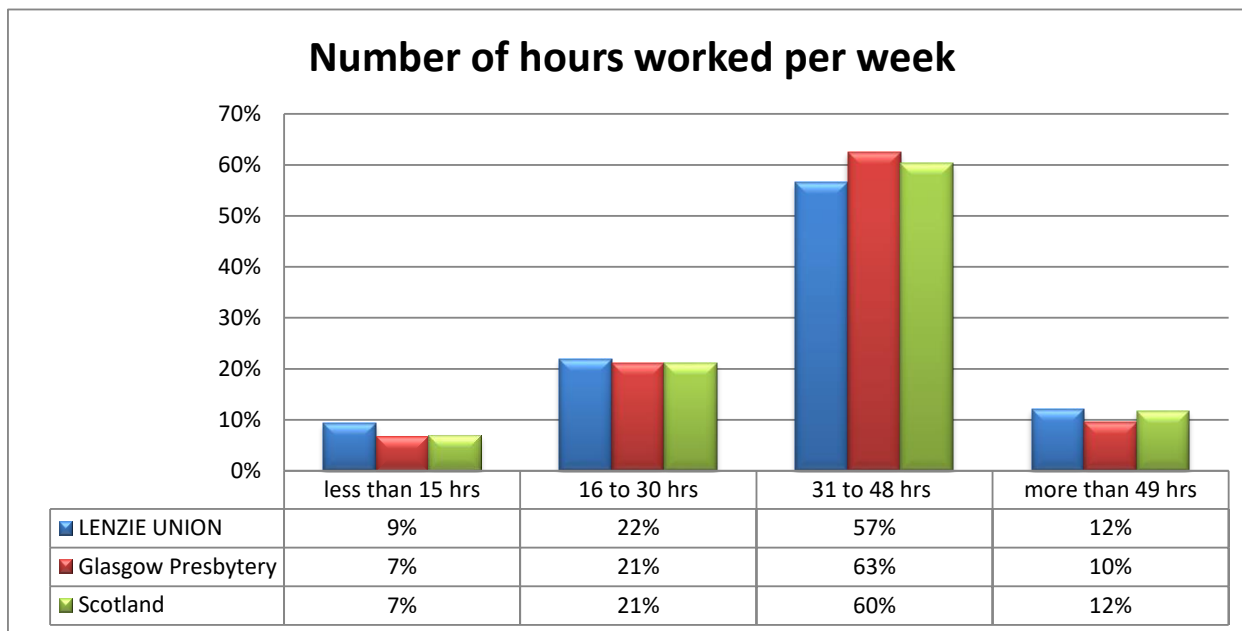


	Retired	Student	Home Based	Sick or Disabled	Other
LENZIE UNION	21%	6%	2%	2%	1%
Glasgow Presbytery	13%	7%	4%	7%	3%
Scotland	15%	6%	4%	5%	2%

Name	Economically Active (parish: 1937, 69%)					Economically Inactive (parish: 881, 31%)					Aged 16 to 74
	Part Time	Full time	Self Empl.	Unempl.	Student	Retired	Student	Home Based	Sick or Disabled	Other	
LENZIE UNION	435	1,097	239	57	109	589	160	59	45	28	2,818
Glasgow Presbytery	77,964	248,099	40,090	38,393	32,114	83,577	48,891	25,383	48,164	16,562	659,237
Scotland	529,816	1,573,416	297,693	189,414	148,560	591,667	218,412	141,542	203,975	76,035	3,970,530

Census Table: KS601SC

Economic activity of those of working age (2)



For definitions of occupations and industrial activities see www.scotlandscensus.gov.uk/en/censusresults/variables.html

Top 5 Industrial Activities:

within the parish

- 1 Education (14.8%)
- 2 Human Health and Social Work Activities (14.8%)
- 3 Wholesale and Retail Trade, Repair of Motor Vehicles and Motorcycles (11.2%)
- 4 Public Administration and Defence, Compulsory Social Security (9.7%)
- 5 Financial and Insurance Activities (8.0%)

within the Presbytery

- 1 Human Health and Social Work Activities (15.7%)
- 2 Wholesale and Retail Trade, Repair of Motor Vehicles and Motorcycles (15.3%)
- 3 Education (9.3%)
- 4 Construction (7.5%)
- 5 Accommodation and Food Service Activities (6.7%)

within Scotland

- 1 Human Health and Social Work Activities (15.0%)
- 2 Wholesale and Retail Trade, Repair of Motor Vehicles and Motorcycles (15.0%)
- 3 Education (8.4%)
- 4 Construction (8.0%)
- 5 Manufacturing (7.7%)

Census Tables: KS6045Ca/KS608SC/KS605SC

What to do next

This profile has given you some information about your local community from Scotland's Census 2011. This is not an end in itself, but rather a starting place for you to explore further.

Resources to help you do this are available from the Mission and Discipleship Council at www.resourcingmission.org.uk

These include *Who is my neighbour*, training materials for making use of this profile for different purposes, and *Future Focus*, a process to examine the life of the congregation and community.

Questions to consider might include:

- > What is the profile of our congregation?
- > How does it compare to the local population?
- > What other churches are in the area? Which parts of the community do they reach? Which parts of the community are being missed?
- > What other local organisations or centres are there that might bring people into our parish? Examples might include work, public services, leisure, shops and voluntary organisations. How can we interact with these people?
- > What areas of our parish do we know well, or less well?
- > How does the local community change between weekdays and weekends?
- > How helpful is our website? Are we correctly placed on the ChurchFinder? http://cos.churchofscotland.org.uk/church_finder/

Sources of further information

Scottish Index of Multiple Deprivation
simd.scotland.gov.uk/publication-2012/

Data on income, health, education, access, crime, housing and employment deprivation.

Scottish Neighbourhood Statistics
sns.gov.uk

This site brings together a lot of data from various agencies in Scotland and includes material on health, education, poverty, unemployment, housing, population, crime and social/community issues. It is particularly useful between Census dates.

Scottish Public Health Observatory
www.scotpho.org.uk/profiles

This site holds a lot of information about health and related issues. The 2010 Health and Wellbeing Profiles are available at "Intermediate Zone" level (around 6,000 people).

Notes

All parish-level Census data is based on 2011 Census Output Areas as released by National Records of Scotland (www.nrscotland.gov.uk). An Output Area is associated with a parish if its population weighted centroid falls within the parish boundary.

Any errors or omissions in Church of Scotland parish boundaries should be reported to the relevant Presbytery Clerk for onward transmission to Ministries Council.

Any errors or omissions in the ChurchFinder details should be notified to itdept@cofscotland.org.uk

19/06/2023