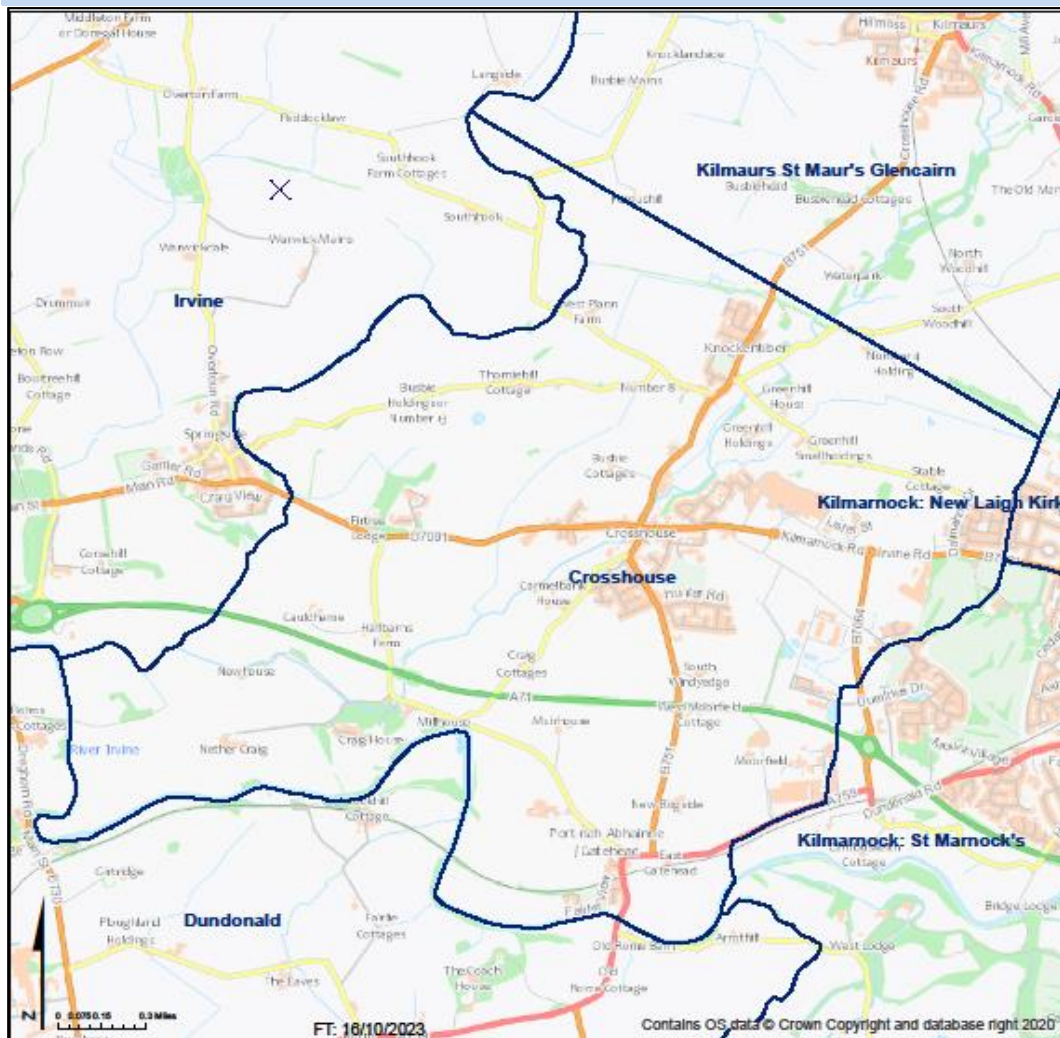




The Church of Scotland

Parish: CROSSHOUSE

Presbytery The South West
Parish CROSSHOUSE



**Scotland's
Census 2011**
Shaping our future

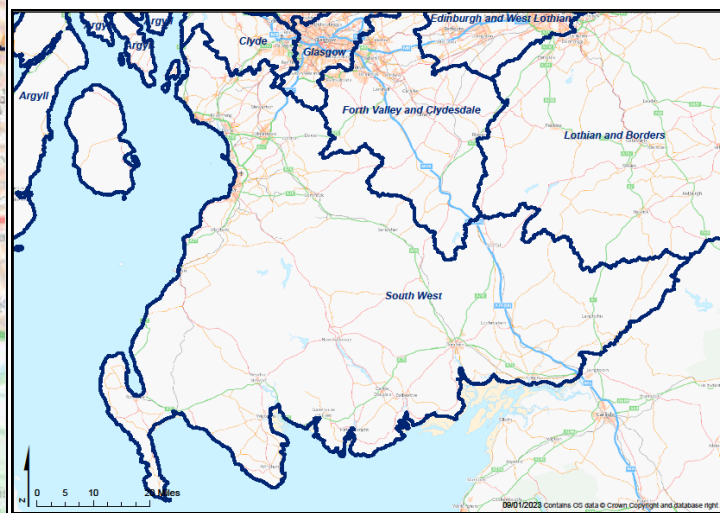
This profile of selected Census data has been prepared by the Statistics for Mission Group of the Church of Scotland for use by Congregations, Presbyteries and Councils of the Church. Further resources can be found at www.resourcingmission.org.uk.

Scotland's Census, definitions and full data are provided by National Records of Scotland (NRS) and can be explored at www.scotlandscensus.gov.uk.

SDG

**STATISTICS
FOR MISSION**

*To understand God's
thoughts we must study
statistics, for these are the
measure of his purpose.*
Florence Nightingale



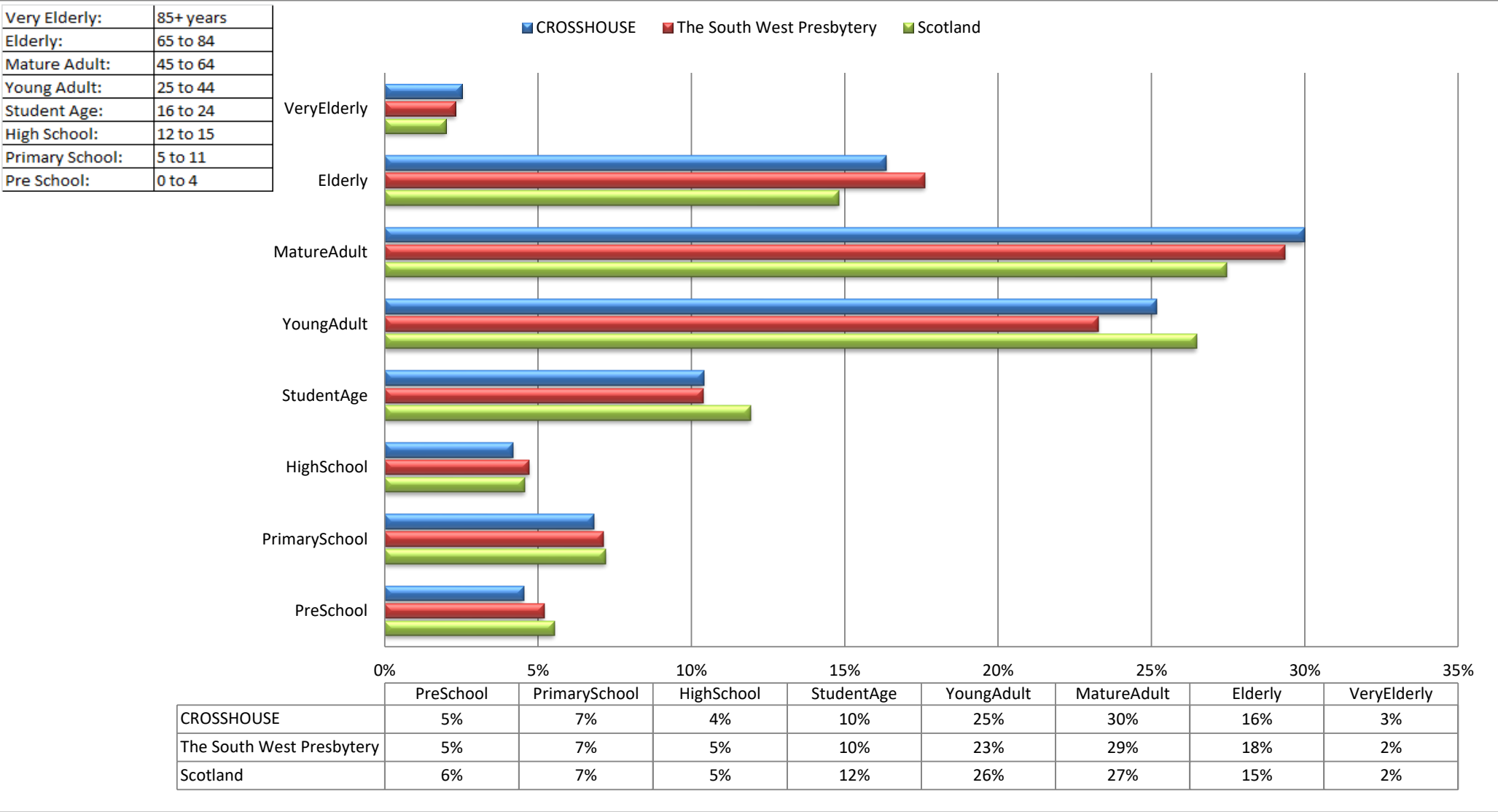
If CROSSHOUSE were a village of 100 people...

- > 7 would be in primary school; 4 would be in high school
- > 25 would be aged between 25 and 44
- > 19 would be aged 65 or over
- > 76 would be of working age (16-74), including
 - 28 who have no qualifications; 15 who have a University degree
 - 32 who work full time; 13 who are retired
- > 94 would describe themselves as 'White - Scottish'
- > 7 would describe their health as bad or very bad
- > 10 would be providing unpaid care
- > **44 would say they belonged to the Church of Scotland**

If CROSSHOUSE were a village of 100 households...

- > 29 households would consist of one person, 14 of whom are aged 65 and over
- > 26 would have have dependent children (aged under 16, or under 18 in full-time education)
- > 29 would be in rented accomodation
- > 78 would have access to at least one car or van
- > 2 would speak a language other than English in the home

Population Breakdown by Age-group

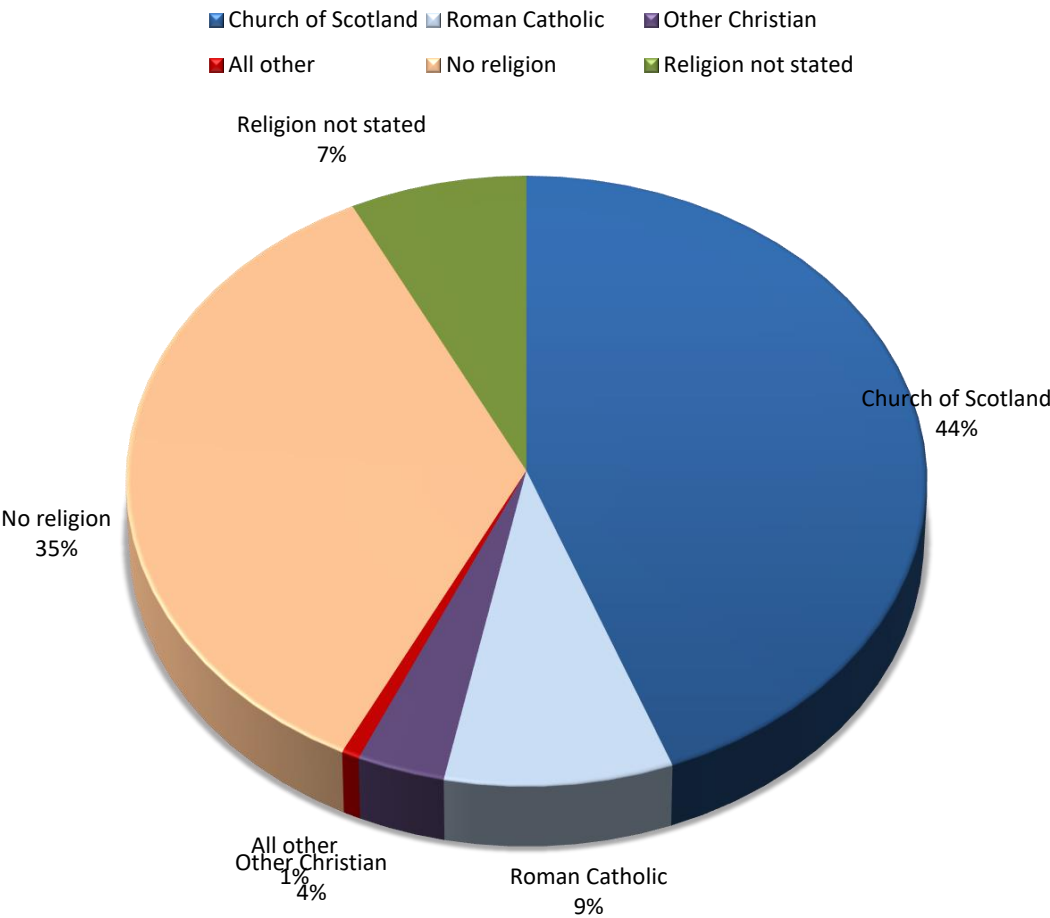


Name	PreSchool	PrimarySchool	HighSchool	StudentAge	YoungAdult	MatureAdult	Elderly	VeryElderly	Total
CROSSHOUSE	160	241	148	367	888	1,058	577	89	3,528
The South West Presbytery	26,849	36,863	24,308	53,664	120,211	151,678	91,024	11,880	516,477
Scotland	292,821	381,453	242,057	632,488	1,402,081	1,454,169	784,431	105,903	5,295,403

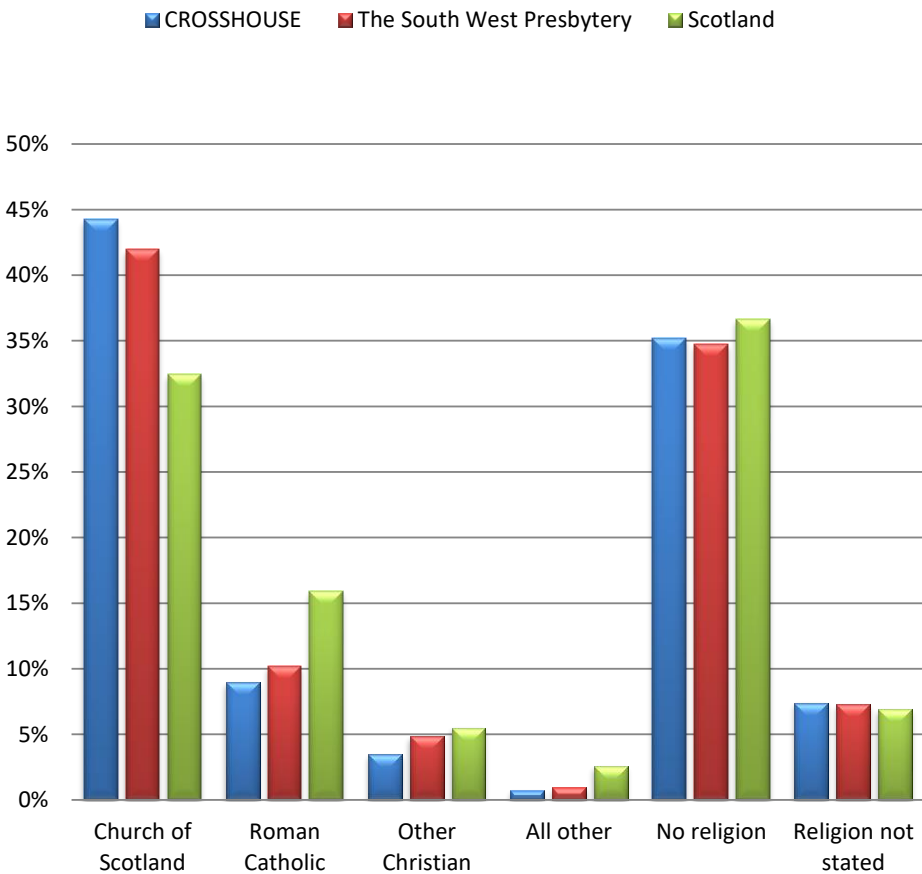
Census Table:KS102SC

Population Breakdown by Religion

Religious affiliation within the parish



Religious affiliation across the country



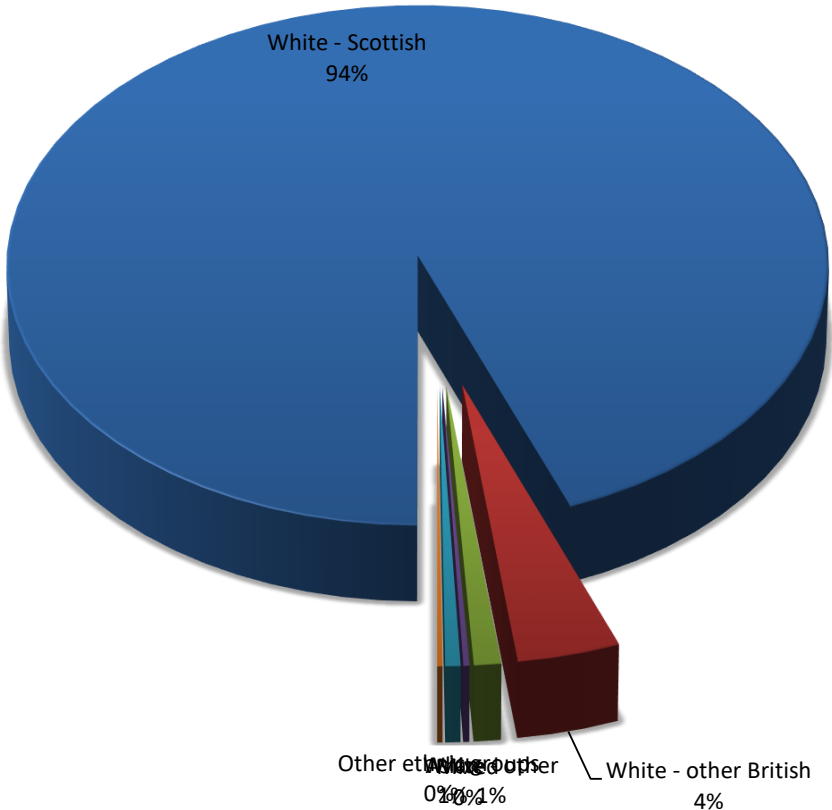
Name	Church of Scotland	Roman Catholic	Other Christian	All Other	No religion	Not Stated	Total
CROSSHOUSE	1,561	316	122	25	1,243	261	3,528
The South West Presbytery	216,720	52,723	25,148	4,767	179,486	37,633	516,477
Scotland	1,717,871	841,053	291,275	136,049	1,941,116	368,039	5,295,403

Census Table:KS209SCb

Population Breakdown by Ethnicity/Language

Ethnicity within the parish

White - Scottish White - other British White - other Mixed Asian Other ethnic groups



Language Use

99% of people over 3 in the parish speak English well (99% Presbytery; 99% Scotland)

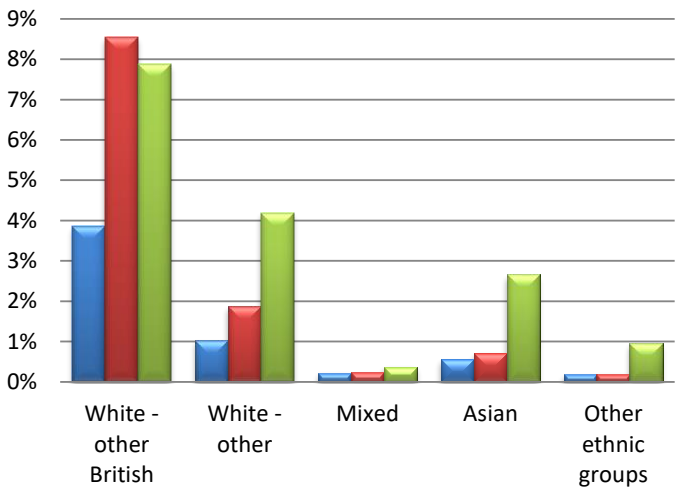
0.3% can speak Gaelic (0.4%; 1.1%)

2% of households use a language other than English in the home (3%; 7%)

Ethnicity across the country *

*Excludes White – Scottish for increased clarity

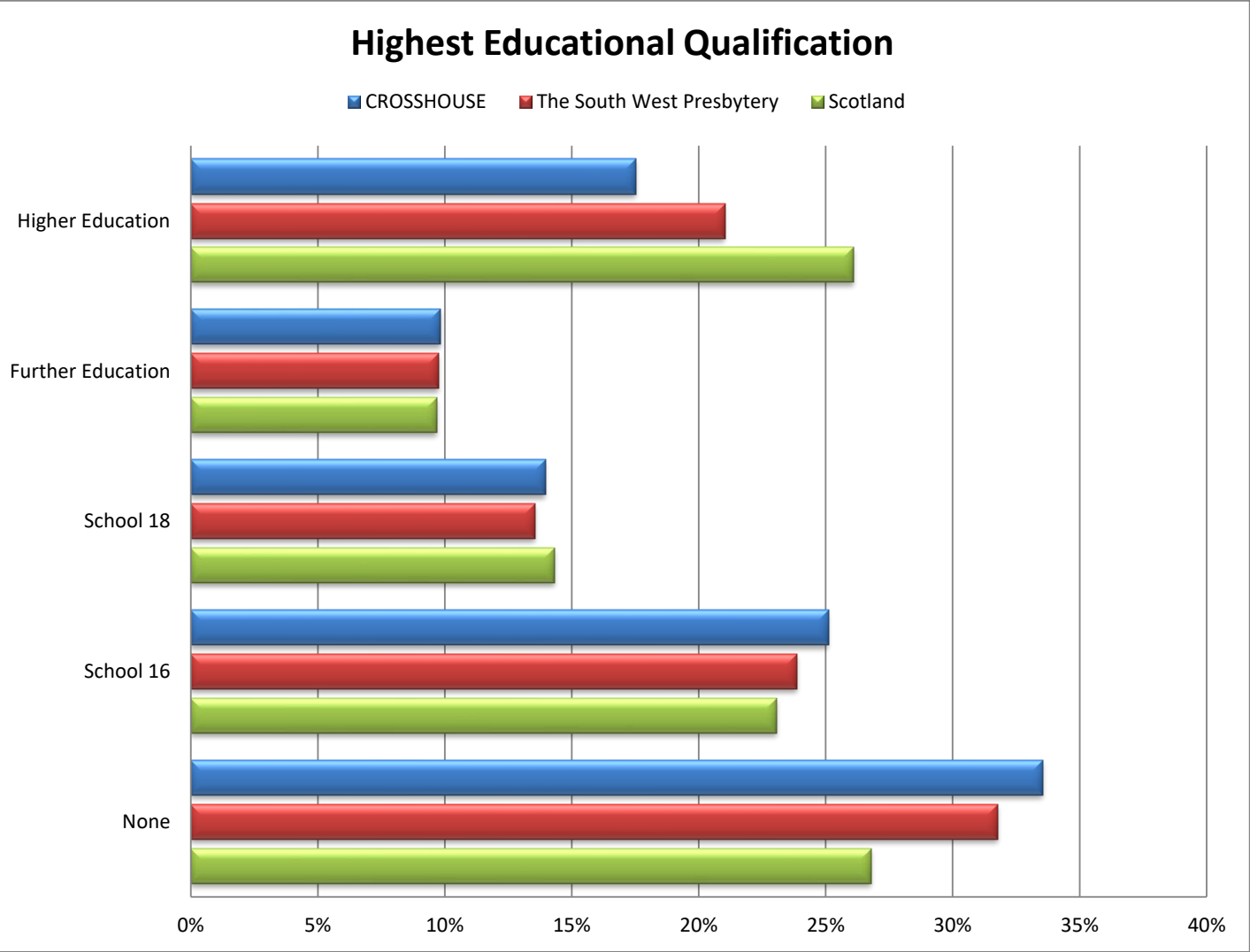
CROSSHOUSE The South West Presbytery Scotland



Name	White - Scottish	White - other British	White - other	Mixed	Asian	Other ethnic groups	All people
CROSSHOUSE	3,321	136	36	8	20	7	3,528
The South West Presbytery	456,659	44,152	9,648	1,260	3,728	1,030	516,477
Scotland	4,445,678	417,109	221,620	19,815	140,678	50,503	5,295,403

Census Tables:KS2015C/KS206SC

Population Breakdown by Qualifications



Population in Full time Education 16 and over

5% of people aged 16 and over in this parish are in full time education (6% Presbytery; 8% Scotland)

Definitions

Higher Education includes Degree, Postgraduate qualifications, SVQ Level 5, Professional Qualifications or equivalent

Further Education includes HNC, HND, SVQ Level 4 or equivalent

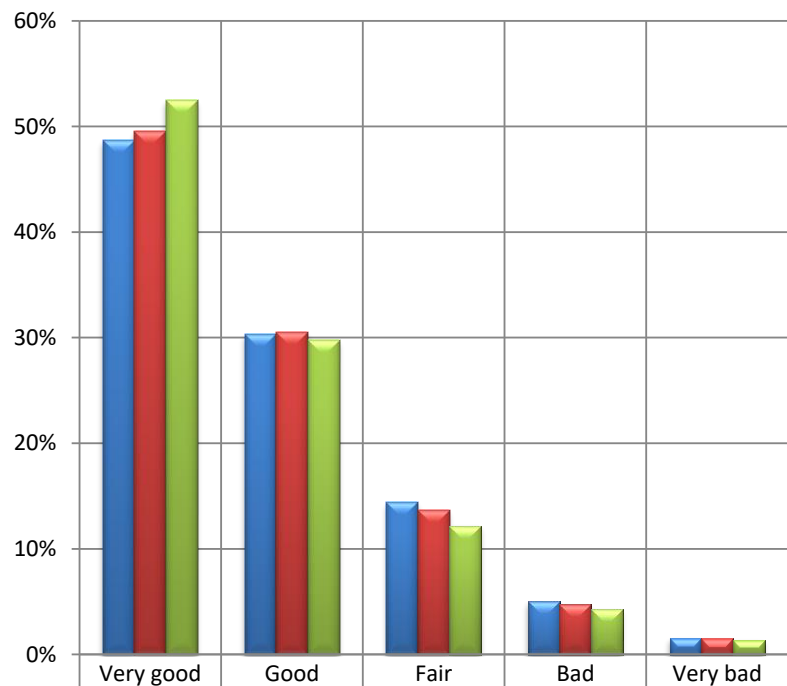
School 18 includes SCE Higher Grade, Higher, Advanced Higher, CSYS, A Level, AS Level, SVQ Level 3 or equivalent

School 16 includes O Grade, Standard Grade, Intermediate 1 or 2, GCSE, CSE, SVQ Level 1 or 2, or equivalent

Name	None	School 16	School 18	Further Education	Higher Education	All people over 16	Full Time Education 16+
CROSSHOUSE	1,000	748	416	293	522	2,979	159
The South West Presbytery	136,157	102,271	58,081	41,829	90,119	428,457	24,573
Scotland	1,173,116	1,010,875	627,423	424,996	1,142,662	4,379,072	360,893

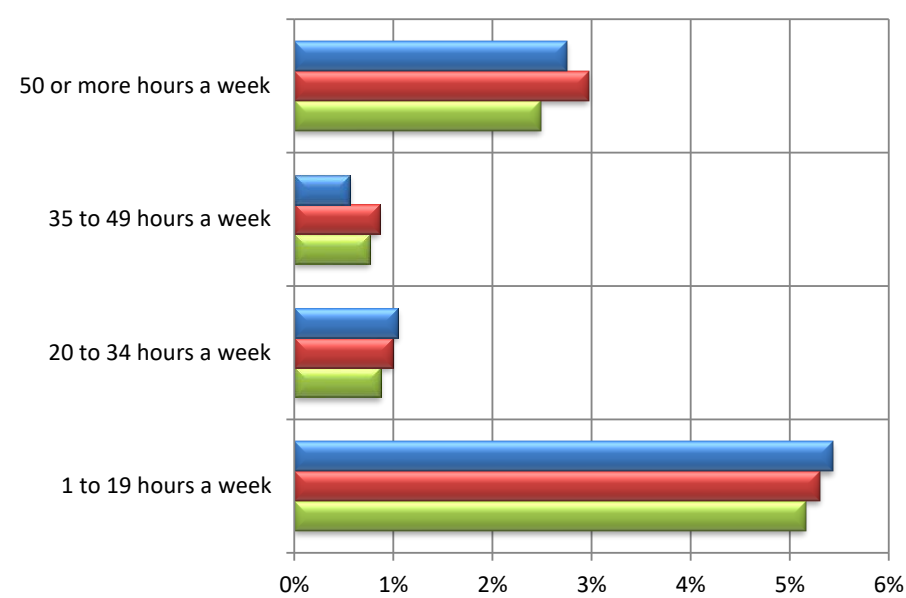
Population Breakdown by Health and Care Provision

Perceived general health



CROSSHOUSE	49%	30%	14%	5%	2%
The South West Presbytery	50%	30%	14%	5%	1%
Scotland	52%	30%	12%	4%	1%

Provision of unpaid care



	1 to 19 hours a week	20 to 34 hours a week	35 to 49 hours a week	50 or more hours a week
CROSSHOUSE	5%	1%	1%	3%
The South West Presbytery	5%	1%	1%	3%
Scotland	5%	1%	1%	2%

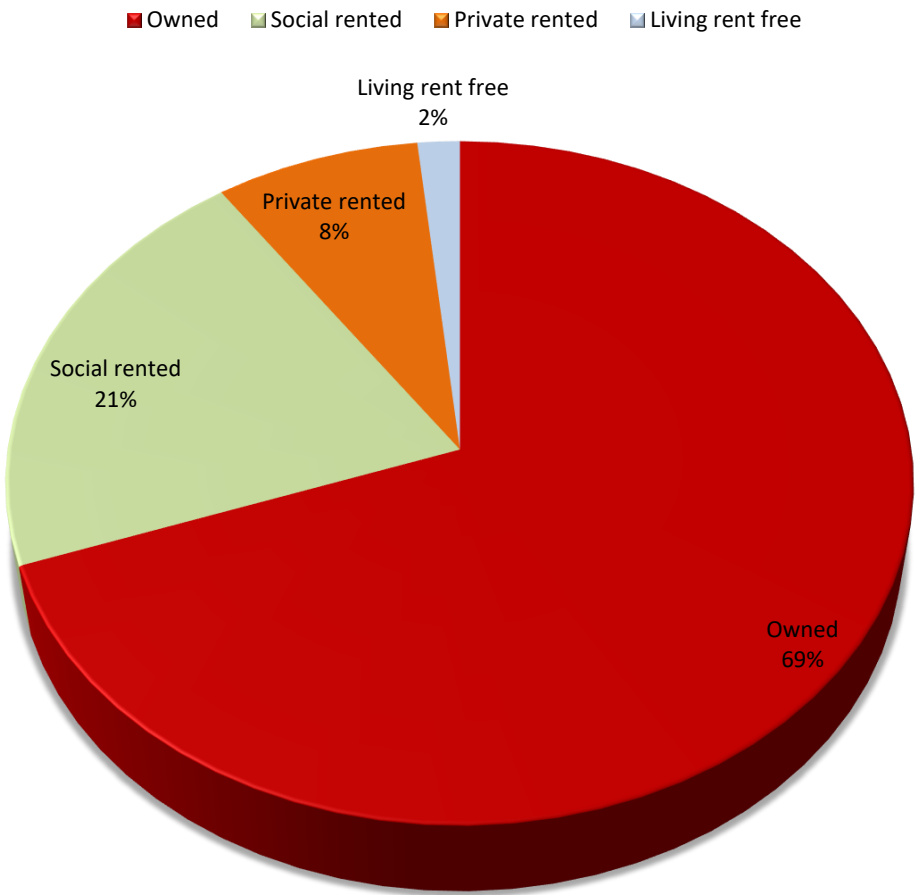
12% of people in CROSSHOUSE said that their day to day activities were limited a lot (11% Presbytery; 10% Scotland) and 10% said that their day to day activities were limited a little (11% Presbytery; 10% Scotland) by their health.

Name	General Health					Providing Unpaid Care, hours per week				
	Very good	Good	Fair	Bad	Very bad	None	1-19 hrs	20-34 hrs	35-49 hrs	50+ hrs
CROSSHOUSE	1,717	1,071	508	177	55	3,182	192	37	20	97
The South West Presbytery	256,197	157,450	70,667	24,522	7,641	464,169	27,403	5,119	4,439	15,347
Scotland	2,778,481	1,575,000	644,881	226,154	70,887	4,803,172	273,333	46,315	40,501	132,082

Census Table:KS301SCb

Household Breakdown by Household Tenure

Household tenure within the parish



Household Occupation

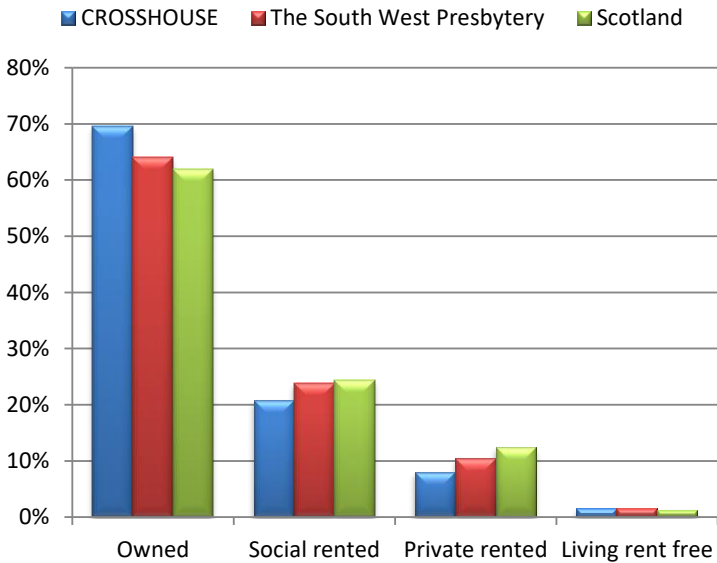
96% of the household spaces are occupied (95% Presbytery; 96% Scotland)
 0.6% are second or holiday homes (2.2% ; 1.5%)
 2.9% are vacant homes (3.0%; 2.6%)

93 people in the parish live in 4 communal establishment(s)

Access to a Vehicle

78% of occupied households have access to at least one car or van (73%; 69%)

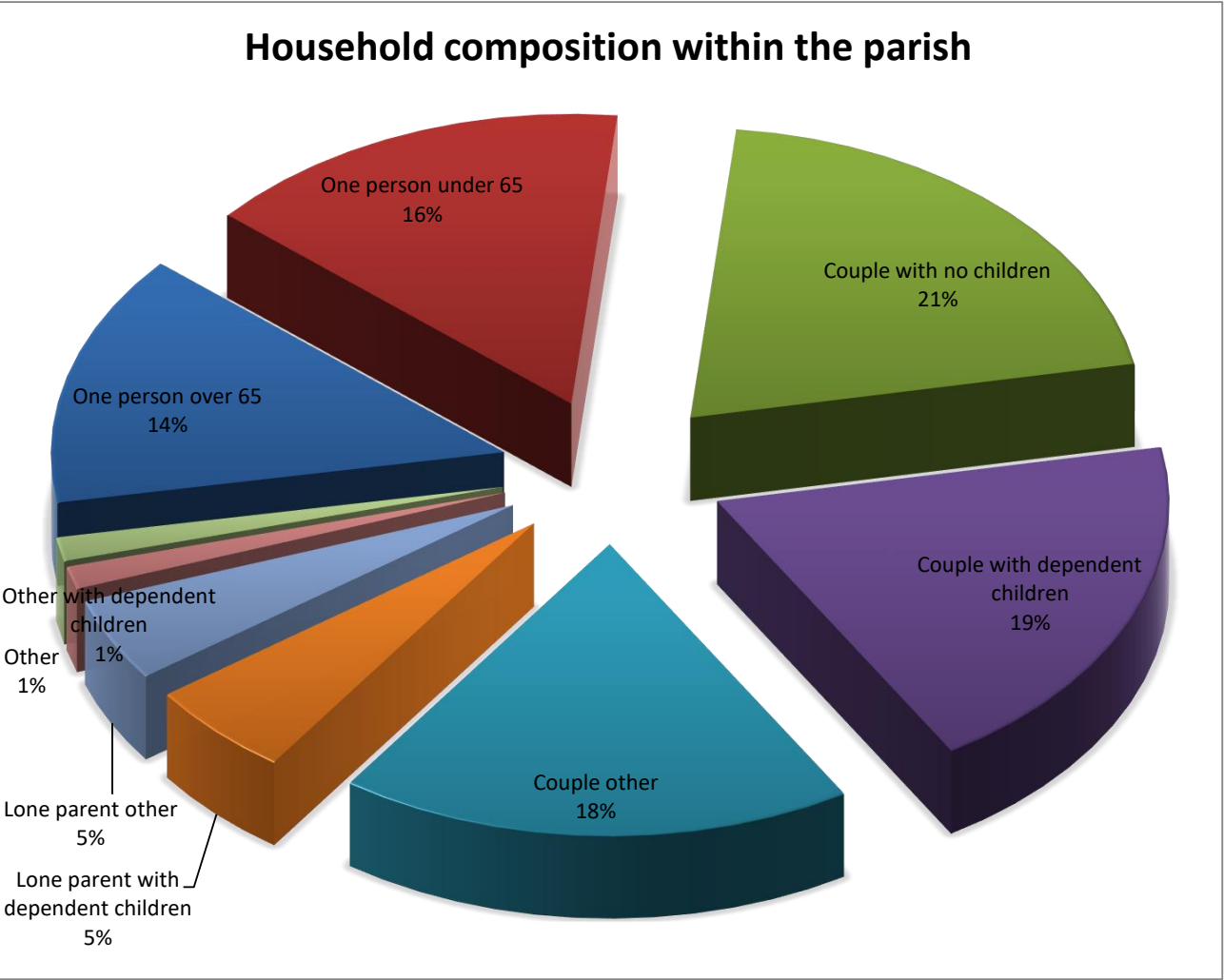
Household tenure across the country



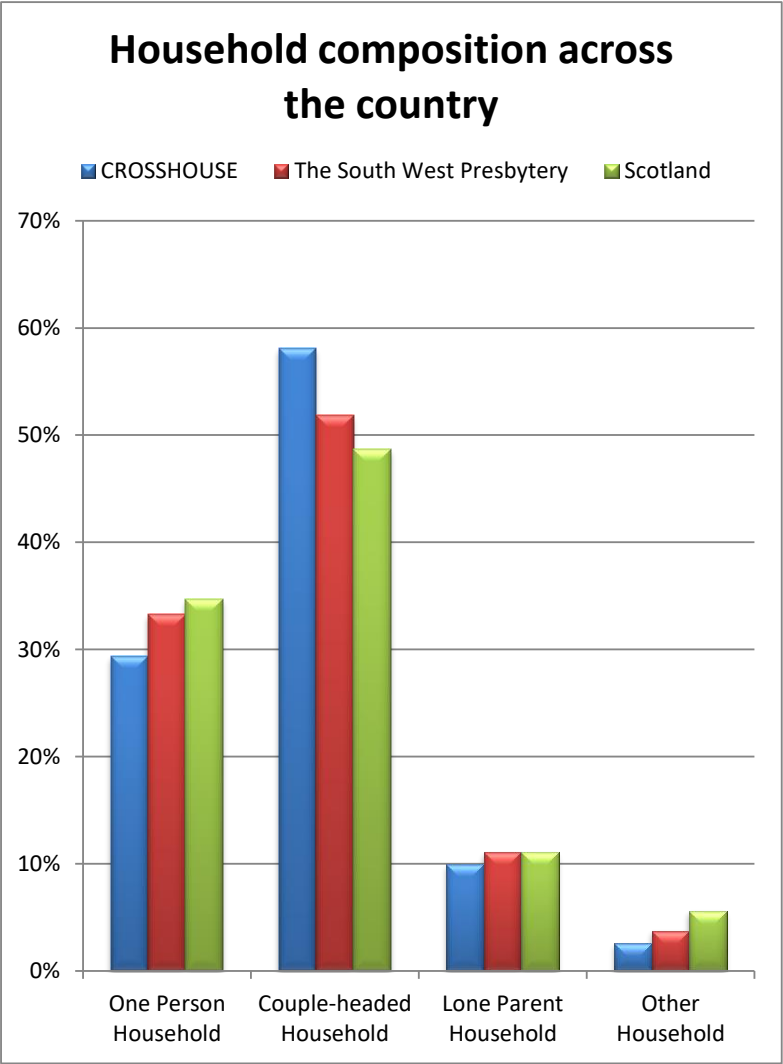
Name	Owned	Social rented	Private rented	Rent Free	Occupied Hholds	Car/Van Access	Holiday Homes	Vacant Hholds	All Hholds
CROSSHOUSE	1,051	313	121	25	1,510	1,173	9	46	1,565
The South West Presbytery	148,817	55,352	24,325	3,545	232,039	169,313	5,504	7,470	245,013
Scotland	1,470,986	576,419	294,892	30,480	2,372,777	1,648,633	36,642	64,462	2,473,881

Census Table:QS405SC/KS401SC/KS405SC

Household composition



For definitions of household type see www.scotlandscensus.gov.uk/en/censusresults/variables.html



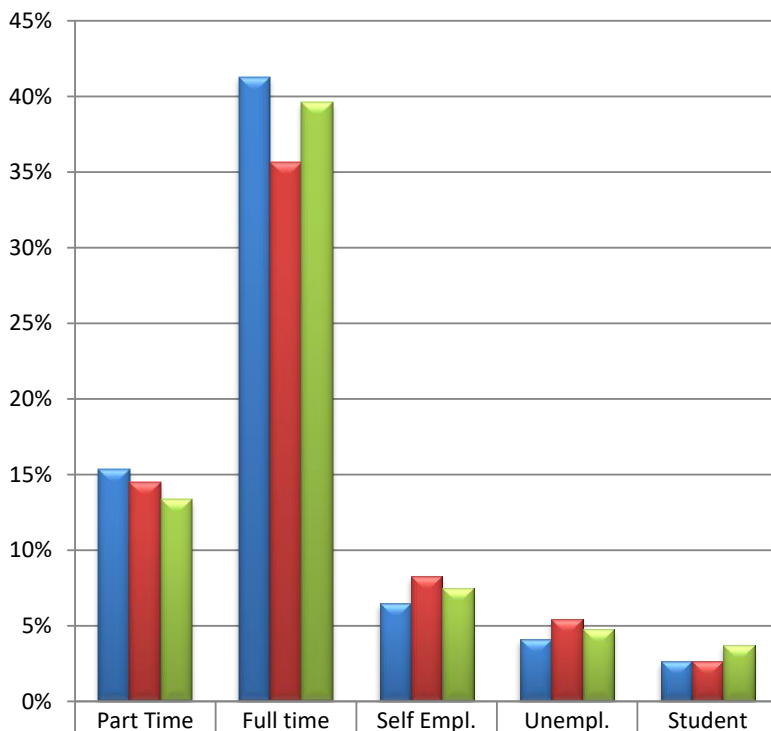
	One Person Household		Couple-headed Hhold		Lone Parent Household		Other Household		All Hholds
Name	under 65	65 and over	dep't child'n	other	dep't child'n	other	dep't child'n	other	
CROSSHOUSE	232	212	292	585	80	70	19	20	1,510
The South West Presbytery	42,782	34,441	40,065	25,705	16,730	8,975	3,499	5,204	232,039
Scotland	511,447	311,867	409,533	263,360	170,002	93,358	36,954	94,501	2,372,777

Census Table:KS105SC

Economic activity of those of working age (1)

Economically Active

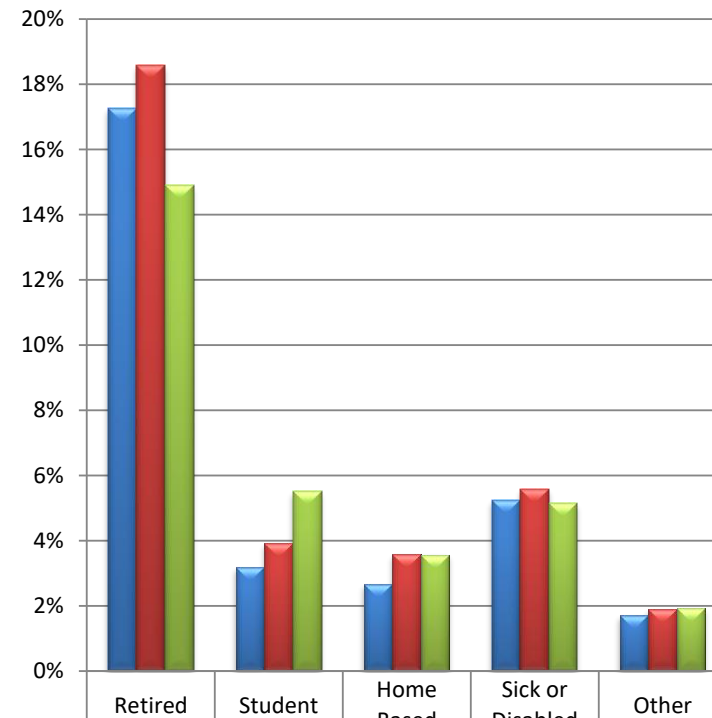
■ CROSSHOUSE ■ The South West Presbytery ■ Scotland



	Part Time	Full time	Self Empl.	Unempl.	Student
CROSSHOUSE	15%	41%	6%	4%	3%
The South West Presbytery	14%	36%	8%	5%	3%
Scotland	13%	40%	7%	5%	4%

Economically Inactive

■ CROSSHOUSE ■ The South West Presbytery ■ Scotland

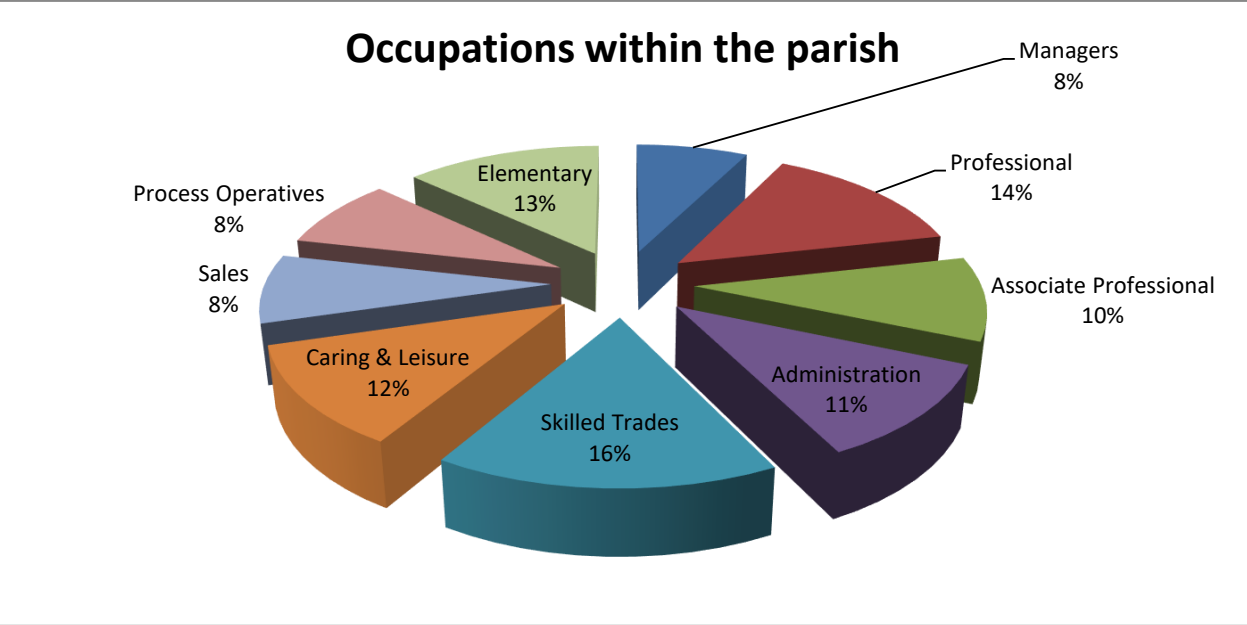
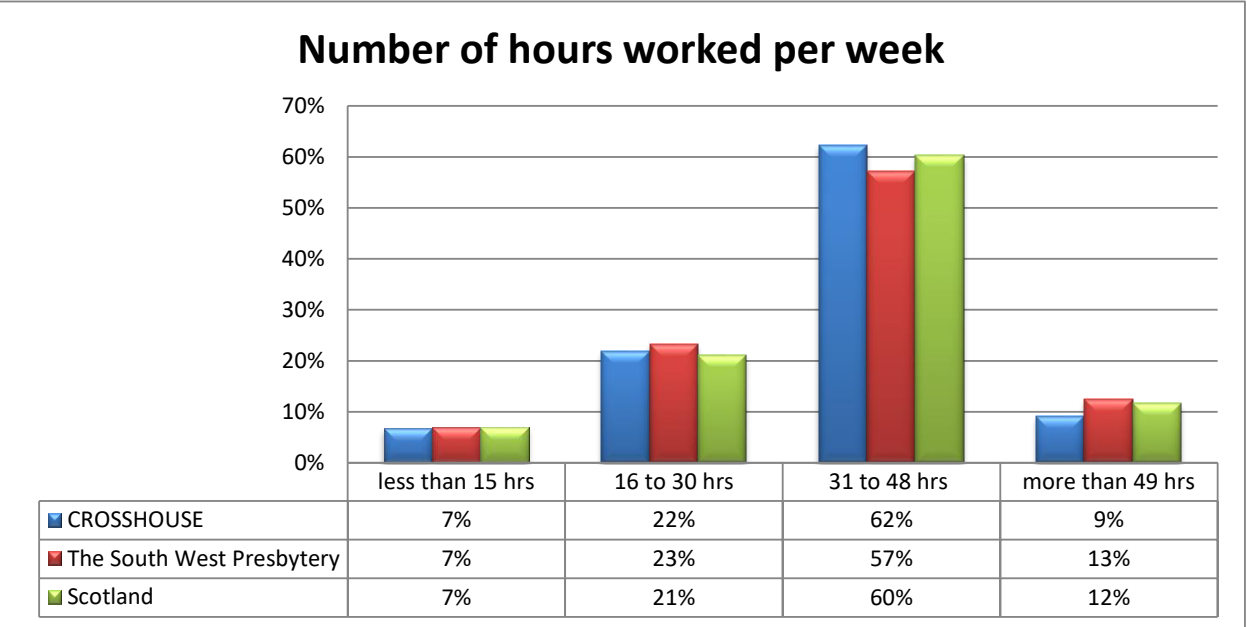


	Retired	Student	Home Based	Sick or Disabled	Other
CROSSHOUSE	17%	3%	3%	5%	2%
The South West Presbytery	19%	4%	4%	6%	2%
Scotland	15%	6%	4%	5%	2%

Name	Economically Active (parish: 1883, 70%)					Economically Inactive (parish: 810, 30%)					Aged 16 to 74
	Part Time	Full time	Self Empl.	Unempl.	Student	Retired	Student	Home Based	Sick or Disabled	Other	
CROSSHOUSE	413	1,112	175	111	72	465	86	72	141	46	2,693
The South West Presbytery	55,315	136,119	31,673	20,844	10,054	70,988	14,948	13,665	21,266	7,254	382,126
Scotland	529,816	1,573,416	297,693	189,414	148,560	591,667	218,412	141,542	203,975	76,035	3,970,530

Census Table: KS601SC

Economic activity of those of working age (2)



For definitions of occupations and industrial activities see www.scotlandscensus.gov.uk/en/censusresults/variables.html

Top 5 Industrial Activities:

within the parish	
1	Human Health and Social Work Activities (22.3%)
2	Wholesale and Retail Trade, Repair of Motor Vehicles and Motorcycles (15.9%)
3	Manufacturing (10.1%)
4	Construction (10.0%)
5	Education (6.1%)

within the Presbytery	
1	Human Health and Social Work Activities (17.2%)
2	Wholesale and Retail Trade, Repair of Motor Vehicles and Motorcycles (15.7%)
3	Manufacturing (9.2%)
4	Construction (8.5%)
5	Education (7.3%)

within Scotland	
1	Human Health and Social Work Activities (15.0%)
2	Wholesale and Retail Trade, Repair of Motor Vehicles and Motorcycles (15.0%)
3	Education (8.4%)
4	Construction (8.0%)
5	Manufacturing (7.7%)

Census Tables: KS604SCa/KS608SC/KS605SC

What to do next

This profile has given you some information about your local community from Scotland's Census 2011. This is not an end in itself, but rather a starting place for you to explore further.

Resources to help you do this are available from the Mission and Discipleship Council at www.resourcingmission.org.uk

These include *Who is my neighbour*, training materials for making use of this profile for different purposes, and *Future Focus*, a process to examine the life of the congregation and community.

Questions to consider might include:

- > What is the profile of our congregation?
- > How does it compare to the local population?
- > What other churches are in the area? Which parts of the community do they reach? Which parts of the community are being missed?
- > What other local organisations or centres are there that might bring people into our parish? Examples might include work, public services, leisure, shops and voluntary organisations. How can we interact with these people?
- > What areas of our parish do we know well, or less well?
- > How does the local community change between weekdays and weekends?
- > How helpful is our website? Are we correctly placed on the ChurchFinder? http://cos.churchofscotland.org.uk/church_finder/

Sources of further information

Scottish Index of Multiple Deprivation
simd.scotland.gov.uk/publication-2012/

Data on income, health, education, access, crime, housing and employment deprivation.

Scottish Neighbourhood Statistics
sns.gov.uk

This site brings together a lot of data from various agencies in Scotland and includes material on health, education, poverty, unemployment, housing, population, crime and social/community issues. It is particularly useful between Census dates.

Scottish Public Health Observatory
www.scotpho.org.uk/profiles

This site holds a lot of information about health and related issues. The 2010 Health and Wellbeing Profiles are available at "Intermediate Zone" level (around 6,000 people).

Notes

All parish-level Census data is based on 2011 Census Output Areas as released by National Records of Scotland (www.nrscotland.gov.uk). An Output Area is associated with a parish if its population weighted centroid falls within the parish boundary.

Any errors or omissions in Church of Scotland parish boundaries should be reported to the relevant Presbytery Clerk for onward transmission to Ministries Council.

Any errors or omissions in the ChurchFinder details should be notified to itdept@cofscotland.org.uk

16/10/2023