



The Church of Scotland

Parish: ANNAN OLD AND DORNOCK

Presbytery The South West
Parish ANNAN OLD AND DORNOCK

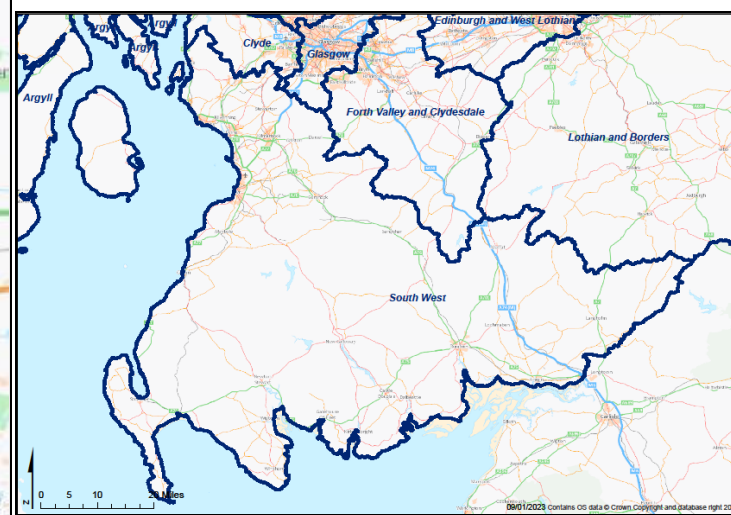


STATISTICS FOR MISSION

This profile of selected Census data has been prepared by the Statistics for Mission Group of the Church of Scotland for use by Congregations, Presbyteries and Councils of the Church. Further resources can be found at www.resourcingmission.org.uk.

Scotland's Census, definitions and full data are provided by National Records of Scotland (NRS) and can be explored at www.scotlandscensus.gov.uk.

SDG



To understand God's thoughts we must study statistics, for these are the measure of his purpose.

Florence Nightingale

If ANNAN OLD AND DORNOCK were a village of 100 people...

> #

> #

> #

> #

- #

- #

> #

> #

> #

> #

If ANNAN OLD AND DORNOCK were a village of 100 households...

> #

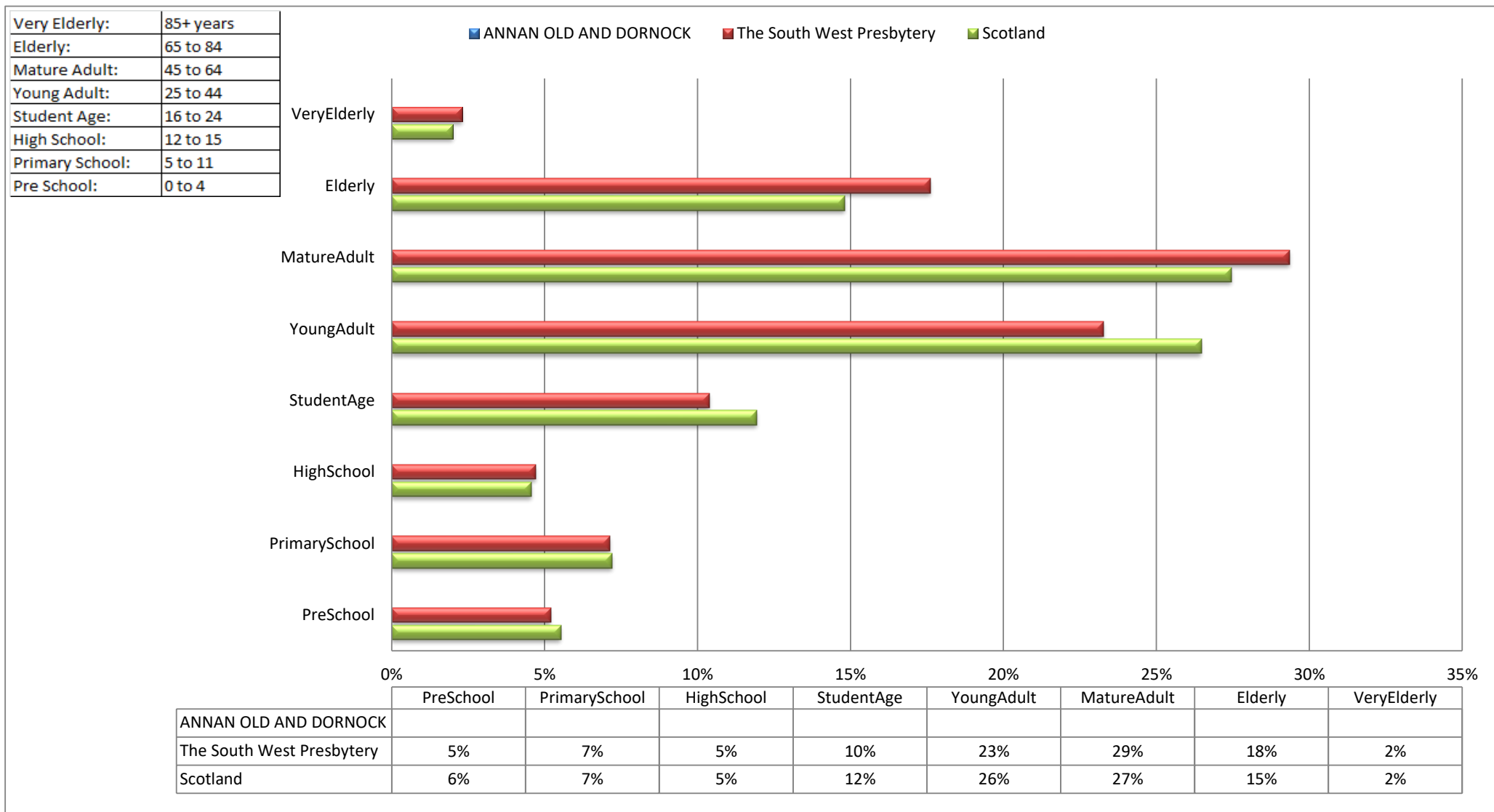
> #

> #

> #

> #

Population Breakdown by Age-group



Name	PreSchool	PrimarySchool	HighSchool	StudentAge	YoungAdult	MatureAdult	Elderly	VeryElderly	Total
ANNAN OLD AND DORNOCK	#N/A	#N/A	#N/A	#N/A	#N/A	#N/A	#N/A	#N/A	#N/A
The South West Presbytery	26,849	36,863	24,308	53,664	120,211	151,678	91,024	11,880	516,477
Scotland	292,821	381,453	242,057	632,488	1,402,081	1,454,169	784,431	105,903	5,295,403

Census Table:KS102SC

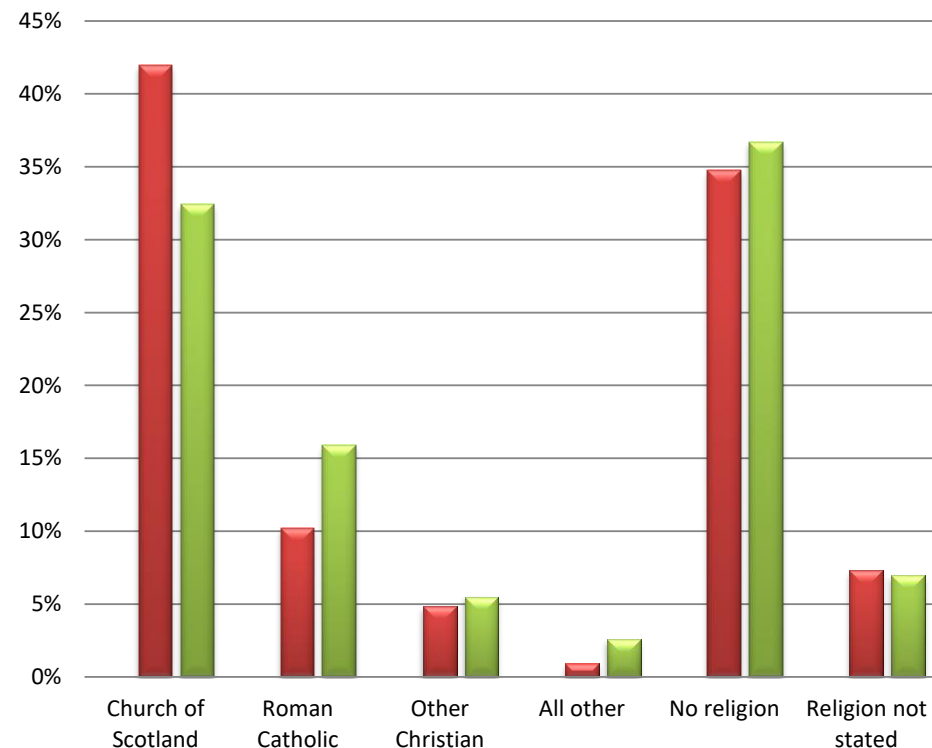
Population Breakdown by Religion

Religious affiliation within the parish

- Church of Scotland
- Roman Catholic
- Other Christian
- All other
- No religion
- Religion not stated

Religious affiliation across the country

- ANNAN OLD AND DORNOCK
- The South West Presbytery
- Scotland



Name	Church of Scotland	Roman Catholic	Other Christian	All Other	No religion	Not Stated	Total
ANNAN OLD AND DORNOCK	#N/A	#N/A	#N/A	#N/A	#N/A	#N/A	#N/A
The South West Presbytery	216,720	52,723	25,148	4,767	179,486	37,633	516,477
Scotland	1,717,871	841,053	291,275	136,049	1,941,116	368,039	5,295,403

Census Table:KS209SCb

Population Breakdown by Ethnicity/Language

Ethnicity within the parish

■ White - Scottish
 ■ White - other British
 ■ White - other
 ■ Mixed
 ■ Asian
 ■ Other ethnic groups

Language Use

#N/A
(99% Presbytery; 99% Scotland)

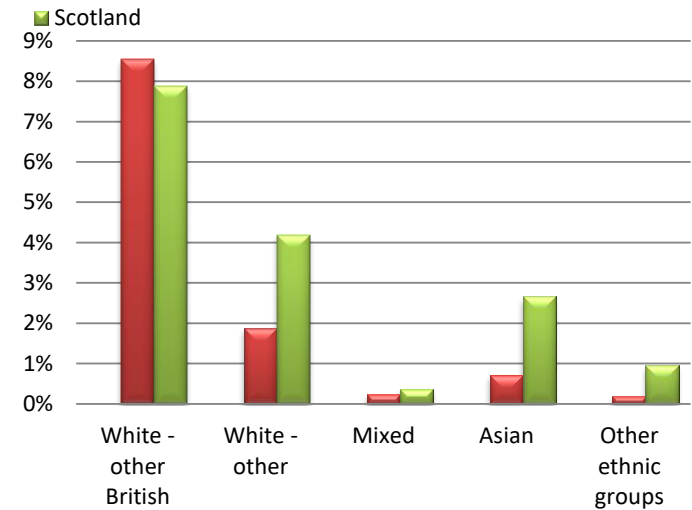
#N/A

#N/A

Ethnicity across the country *

*Excludes White – Scottish for increased clarity

■ ANNAN OLD AND DORNOCK
 ■ The South West Presbytery



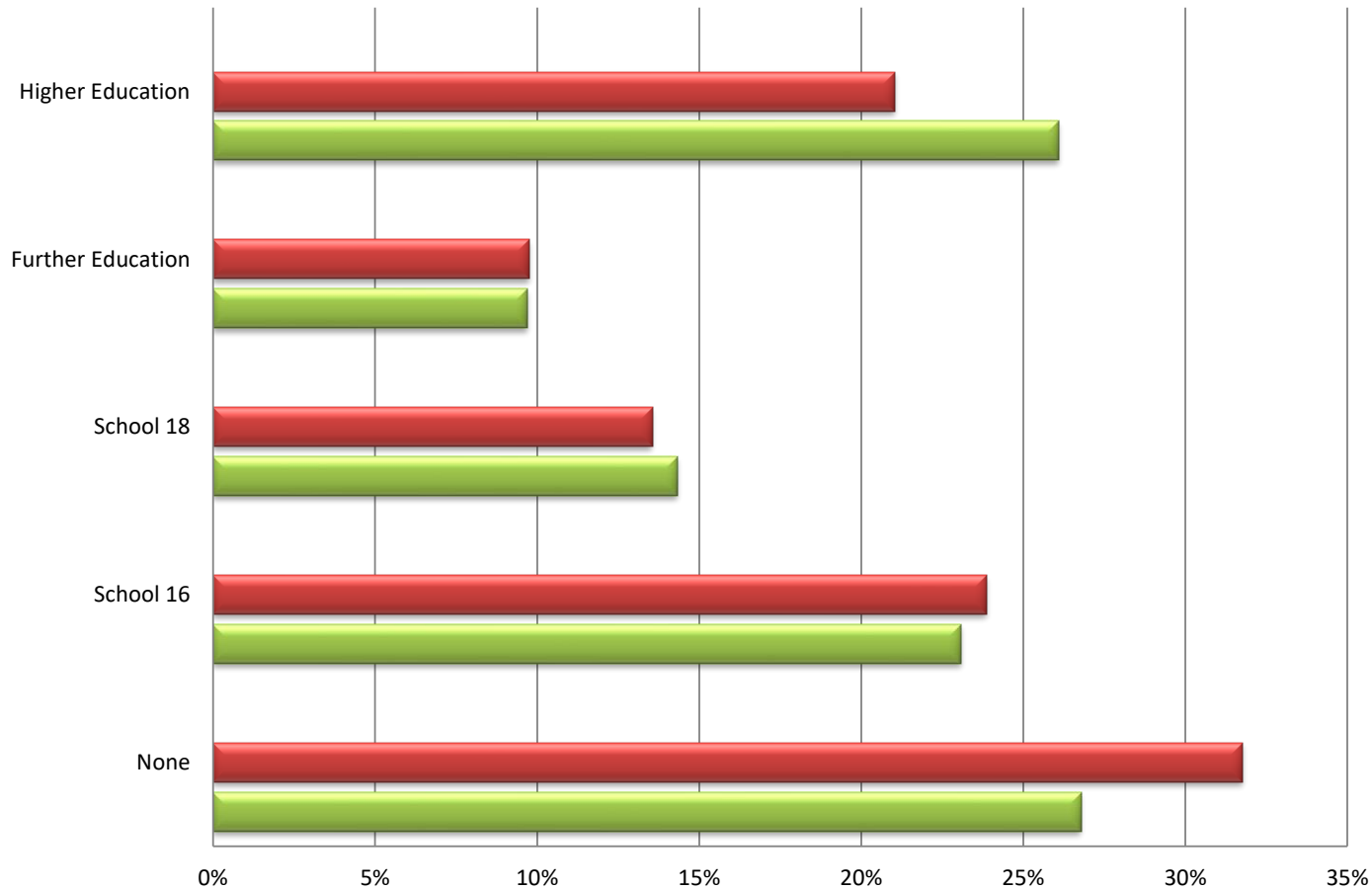
Name	White - Scottish	White - other British	White - other	Mixed	Asian	Other ethnic groups	All people
ANNAN OLD AND DORNOCK	#N/A	#N/A	#N/A	#N/A	#N/A	#N/A	#N/A
The South West Presbytery	456,659	44,152	9,648	1,260	3,728	1,030	516,477
Scotland	4,445,678	417,109	221,620	19,815	140,678	50,503	5,295,403

Census Tables:KS2015C/KS206SC

Population Breakdown by Qualifications

Highest Educational Qualification

■ ANNAN OLD AND DORNOCK ■ The South West Presbytery ■ Scotland



Population in Full time Education 16 and over

#N/A

(6% Presbytery; 8% Scotland)

Definitions

Higher Education includes Degree, Postgraduate qualifications, SVQ Level 5, Professional Qualifications or equivalent

Further Education includes HNC, HND, SVQ Level 4 or equivalent

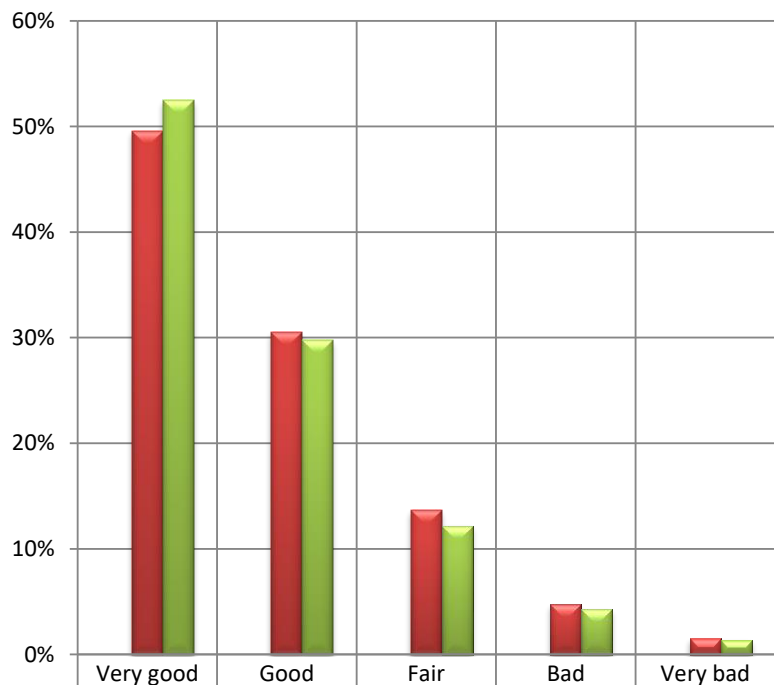
School 18 includes SCE Higher Grade, Higher, Advanced Higher, CSYS, A Level, AS Level, SVQ Level 3 or equivalent

School 16 includes O Grade, Standard Grade, Intermediate 1 or 2, GCSE, CSE, SVQ Level 1 or 2, or equivalent

Name	None	School 16	School 18	Further Education	Higher Education	All people over 16	Full Time Education 16+
ANNAN OLD AND DORNOCK	#N/A	#N/A	#N/A	#N/A	#N/A	#N/A	#N/A
The South West Presbytery	136,157	102,271	58,081	41,829	90,119	428,457	24,573
Scotland	1,173,116	1,010,875	627,423	424,996	1,142,662	4,379,072	360,893

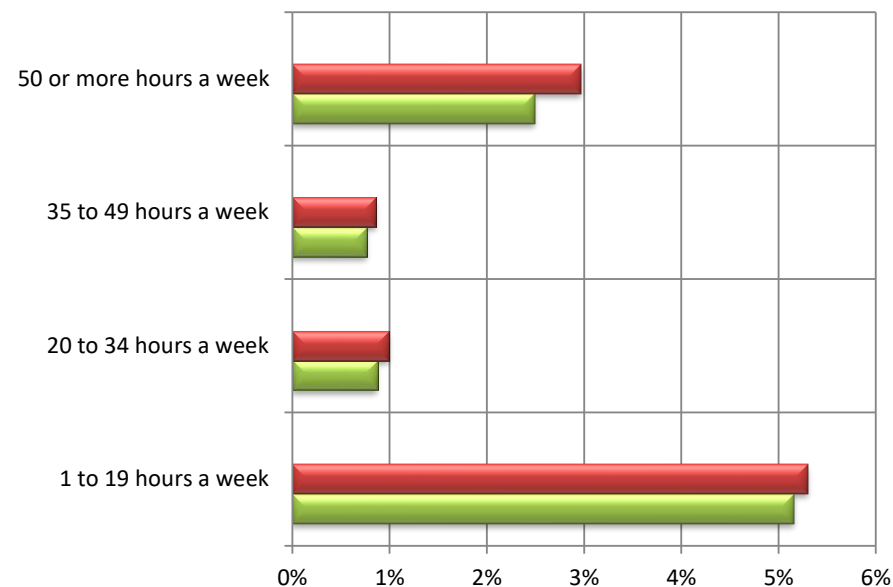
Population Breakdown by Health and Care Provision

Perceived general health



Entity	Very good	Good	Fair	Bad	Very bad
ANNAN OLD AND DORNOCK	#N/A	#N/A	#N/A	#N/A	#N/A
The South West Presbytery	50%	30%	14%	5%	1%
Scotland	52%	30%	12%	4%	1%

Provision of unpaid care



Entity	1 to 19 hours a week	20 to 34 hours a week	35 to 49 hours a week	50 or more hours a week
ANNAN OLD AND DORNOCK	#N/A	#N/A	#N/A	#N/A
The South West Presbytery	5%	1%	1%	3%
Scotland	5%	1%	1%	2%

#N/A

Name	General Health					Providing Unpaid Care, hours per week				
	Very good	Good	Fair	Bad	Very bad	None	1-19 hrs	20-34 hrs	35-49 hrs	50+ hrs
ANNAN OLD AND DORNOCK	#N/A	#N/A	#N/A	#N/A	#N/A	#N/A	#N/A	#N/A	#N/A	#N/A
The South West Presbytery	256,197	157,450	70,667	24,522	7,641	464,169	27,403	5,119	4,439	15,347
Scotland	2,778,481	1,575,000	644,881	226,154	70,887	4,803,172	273,333	46,315	40,501	132,082

Census Table:KS301SCb

Household Breakdown by Household Tenure

Household tenure within the parish

■ Owned
 ■ Social rented
 ■ Private rented
 ■ Living rent free

Household Occupation

#N/A
(95% Presbytery; 96% Scotland)

#N/A

#N/A

#N/A

Access to a Vehicle

#N/A

one car or van (73%; 69%)

Household tenure across the country

■ ANNAN OLD AND DORNOCK
 ■ The South West Presbytery
 ■ Scotland



Name	Owned	Social rented	Private rented	Rent Free	Occupied Hholds	Car/Van Access	Holiday Homes	Vacant Hholds	All Hholds
ANNAN OLD AND DORNOCK	#N/A	#N/A	#N/A	#N/A	#N/A	#N/A	#N/A	#N/A	#N/A
The South West Presbytery	148,817	55,352	24,325	3,545	232,039	169,313	5,504	7,470	245,013
Scotland	1,470,986	576,419	294,892	30,480	2,372,777	1,648,633	36,642	64,462	2,473,881

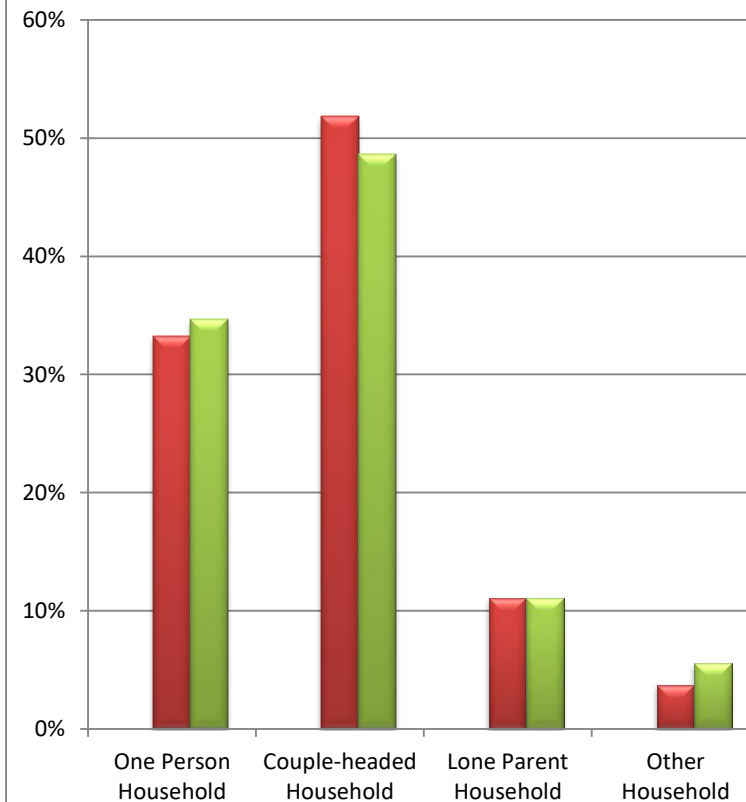
Census Table:QS405SC/KS401SC/KS405SC

Household composition

Household composition within the parish

Household composition across the country

■ ANNAN OLD AND DORNOCK ■ The South West Presbytery
■ Scotland



For definitions of household type see www.scotlandscensus.gov.uk/en/censusresults/variables.html

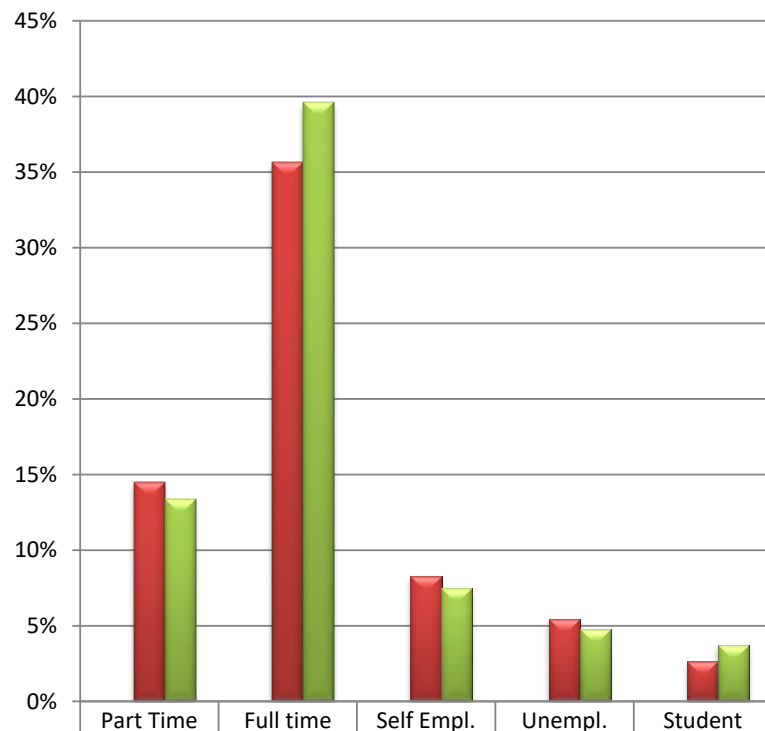
Name	One Person Household		Couple-headed Hhold		Lone Parent Household		Other Household		All Hholds
	under 65	65 and over	dep't child'n	other	dep't child'n	other	dep't child'n	other	
ANNAN OLD AND DORNOCK	#N/A	#N/A	#N/A	#N/A	#N/A	#N/A	#N/A	#N/A	#N/A
The South West Presbytery	42,782	34,441	40,065	25,705	16,730	8,975	3,499	5,204	232,039
Scotland	511,447	311,867	409,533	263,360	170,002	93,358	36,954	94,501	2,372,777

Census Table:KS105SC

Economic activity of those of working age (1)

Economically Active

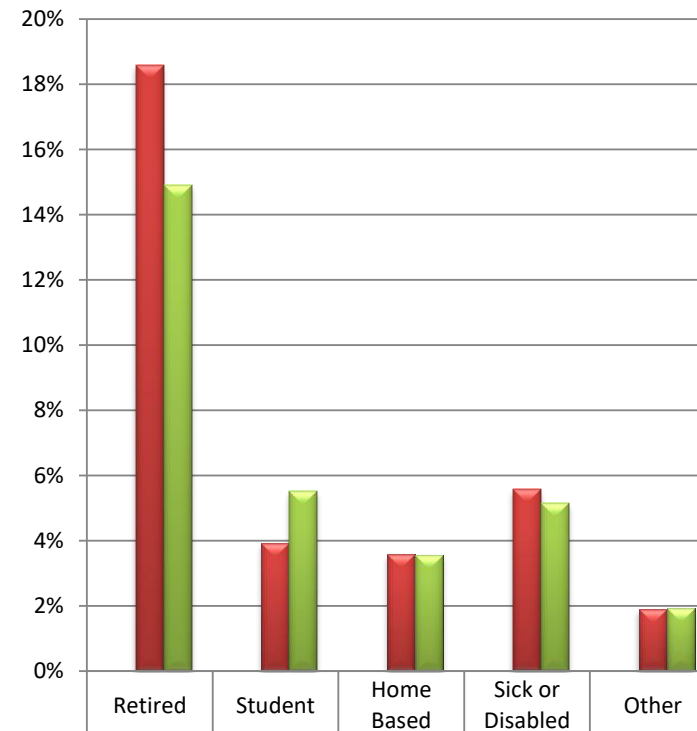
■ ANNAN OLD AND DORNOCK ■ The South West Presbytery ■ Scotland



	Part Time	Full time	Self Empl.	Unempl.	Student
ANNAN OLD AND DORNOCK					
The South West Presbytery	14%	36%	8%	5%	3%
Scotland	13%	40%	7%	5%	4%

Economically Inactive

■ ANNAN OLD AND DORNOCK ■ The South West Presbytery ■ Scotland



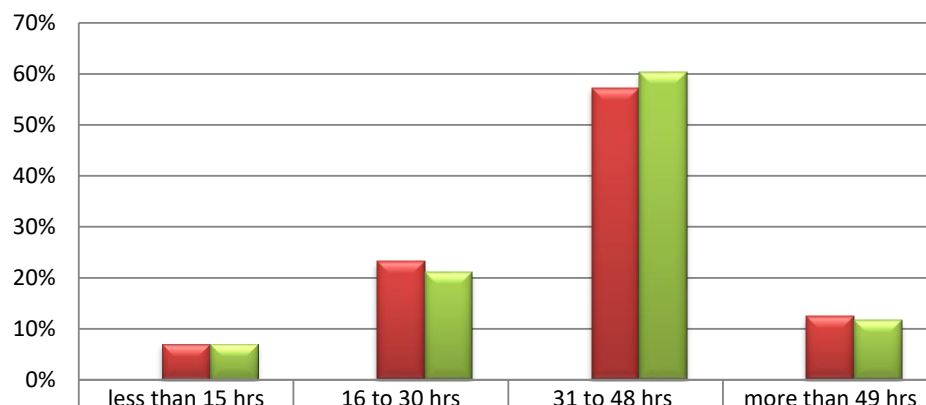
	Retired	Student	Home Based	Sick or Disabled	Other
ANNAN OLD AND DORNOCK					
The South West Presbytery	19%	4%	4%	6%	2%
Scotland	15%	6%	4%	5%	2%

Name	#N/A					#N/A					Aged 16 to 74
	Part Time	Full time	Self Empl.	Unempl.	Student	Retired	Student	Home Based	Sick or Disabled	Other	#N/A
ANNAN OLD AND DORNOCK	#N/A	#N/A	#N/A	#N/A	#N/A	#N/A	#N/A	#N/A	#N/A	#N/A	#N/A
The South West Presbytery	55,315	136,119	31,673	20,844	10,054	70,988	14,948	13,665	21,266	7,254	382,126
Scotland	529,816	1,573,416	297,693	189,414	148,560	591,667	218,412	141,542	203,975	76,035	3,970,530

Census Table: KS601SC

Economic activity of those of working age (2)

Number of hours worked per week



	less than 15 hrs	16 to 30 hrs	31 to 48 hrs	more than 49 hrs
ANNAN OLD AND DORNOCK				
The South West Presbytery	7%	23%	57%	13%
Scotland	7%	21%	60%	12%

Occupations within the parish

Top 5 Industrial Activities:

within the parish

- 1 #N/A
- 2 #N/A
- 3 #N/A
- 4 #N/A
- 5 #N/A

within the Presbytery

- 1 Human Health and Social Work Activities (17.2%)
- 2 Wholesale and Retail Trade, Repair of Motor Vehicles and Motorcycles (15.7%)
- 3 Manufacturing (9.2%)
- 4 Construction (8.5%)
- 5 Education (7.3%)

within Scotland

- 1 Human Health and Social Work Activities (15.0%)
- 2 Wholesale and Retail Trade, Repair of Motor Vehicles and Motorcycles (15.0%)
- 3 Education (8.4%)
- 4 Construction (8.0%)
- 5 Manufacturing (7.7%)

For definitions of occupations and industrial activities see www.scotlandscensus.gov.uk/en/censusresults/variables.html

Census Tables: KS6045Ca/KS608SC/KS605SC

What to do next

This profile has given you some information about your local community from Scotland's Census 2011. This is not an end in itself, but rather a starting place for you to explore further.

Resources to help you do this are available from the Mission and Discipleship Council at www.resourcingmission.org.uk

These include *Who is my neighbour*, training materials for making use of this profile for different purposes, and *Future Focus*, a process to examine the life of the congregation and community.

Questions to consider might include:

- > What is the profile of our congregation?
- > How does it compare to the local population?
- > What other churches are in the area? Which parts of the community do they reach? Which parts of the community are being missed?
- > What other local organisations or centres are there that might bring people into our parish? Examples might include work, public services, leisure, shops and voluntary organisations. How can we interact with these people?
- > What areas of our parish do we know well, or less well?
- > How does the local community change between weekdays and weekends?
- > How helpful is our website? Are we correctly placed on the ChurchFinder? http://cos.churchofscotland.org.uk/church_finder/

Sources of further information

Scottish Index of Multiple Deprivation
simd.scotland.gov.uk/publication-2012/

Data on income, health, education, access, crime, housing and employment deprivation.

Scottish Neighbourhood Statistics
sns.gov.uk

This site brings together a lot of data from various agencies in Scotland and includes material on health, education, poverty, unemployment, housing, population, crime and social/community issues. It is particularly useful between Census dates.

Scottish Public Health Observatory
www.scotpho.org.uk/profiles

This site holds a lot of information about health and related issues. The 2010 Health and Wellbeing Profiles are available at "Intermediate Zone" level (around 6,000 people).

Notes

All parish-level Census data is based on 2011 Census Output Areas as released by National Records of Scotland (www.nrscotland.gov.uk). An Output Area is associated with a parish if its population weighted centroid falls within the parish boundary.

Any errors or omissions in Church of Scotland parish boundaries should be reported to the relevant Presbytery Clerk for onward transmission to Ministries Council.

Any errors or omissions in the ChurchFinder details should be notified to itdept@cofscotland.org.uk

28/09/2023