

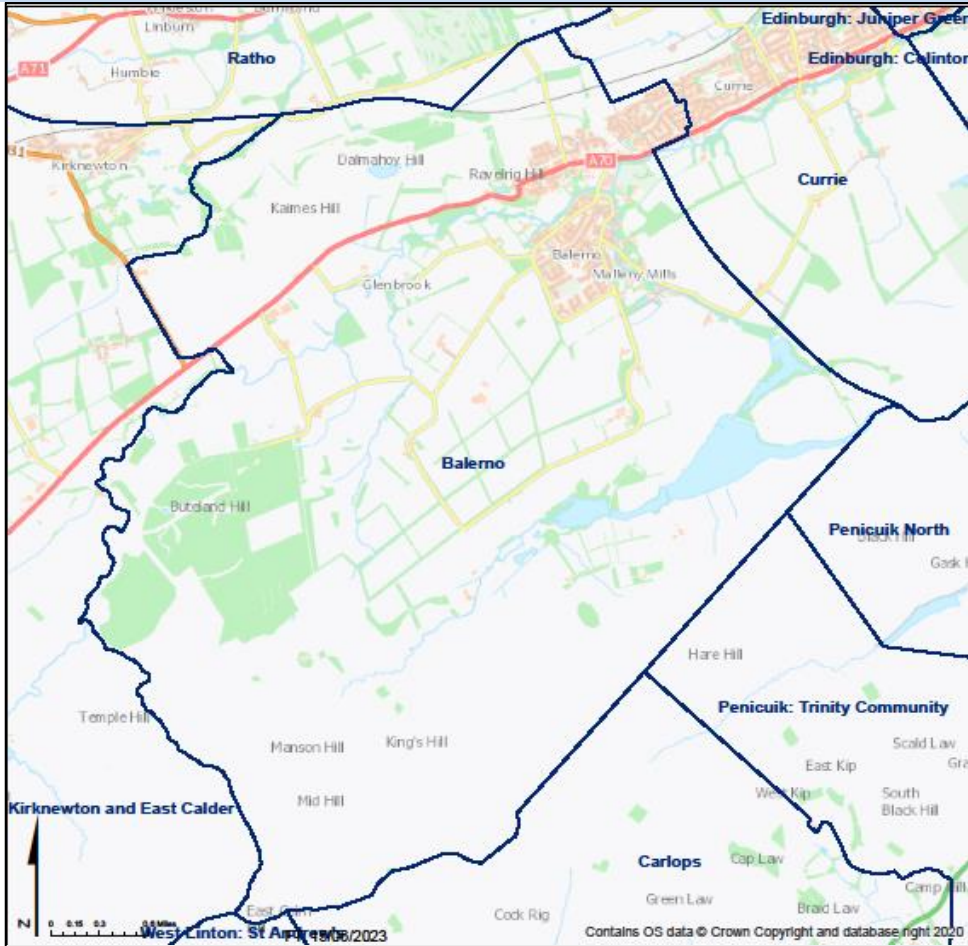


The Church of Scotland

Parish: BALERNO

Presbytery Edinburgh and West Lothian

Parish BALERNO



Scotland's Census 2011

Shaping our future

STATISTICS FOR MISSION

This profile of selected Census data has been prepared by the Statistics for Mission Group of the Church of Scotland for use by Congregations, Presbyteries and Councils of the Church. Further resources can be found at www.resourcingmission.org.uk.

Scotland's Census, definitions and full data are provided by National Records of Scotland (NRS) and can be explored at www.scotlandscensus.gov.uk.

SDG

To understand God's thoughts we must study statistics, for these are the measure of his purpose.

Florence Nightingale



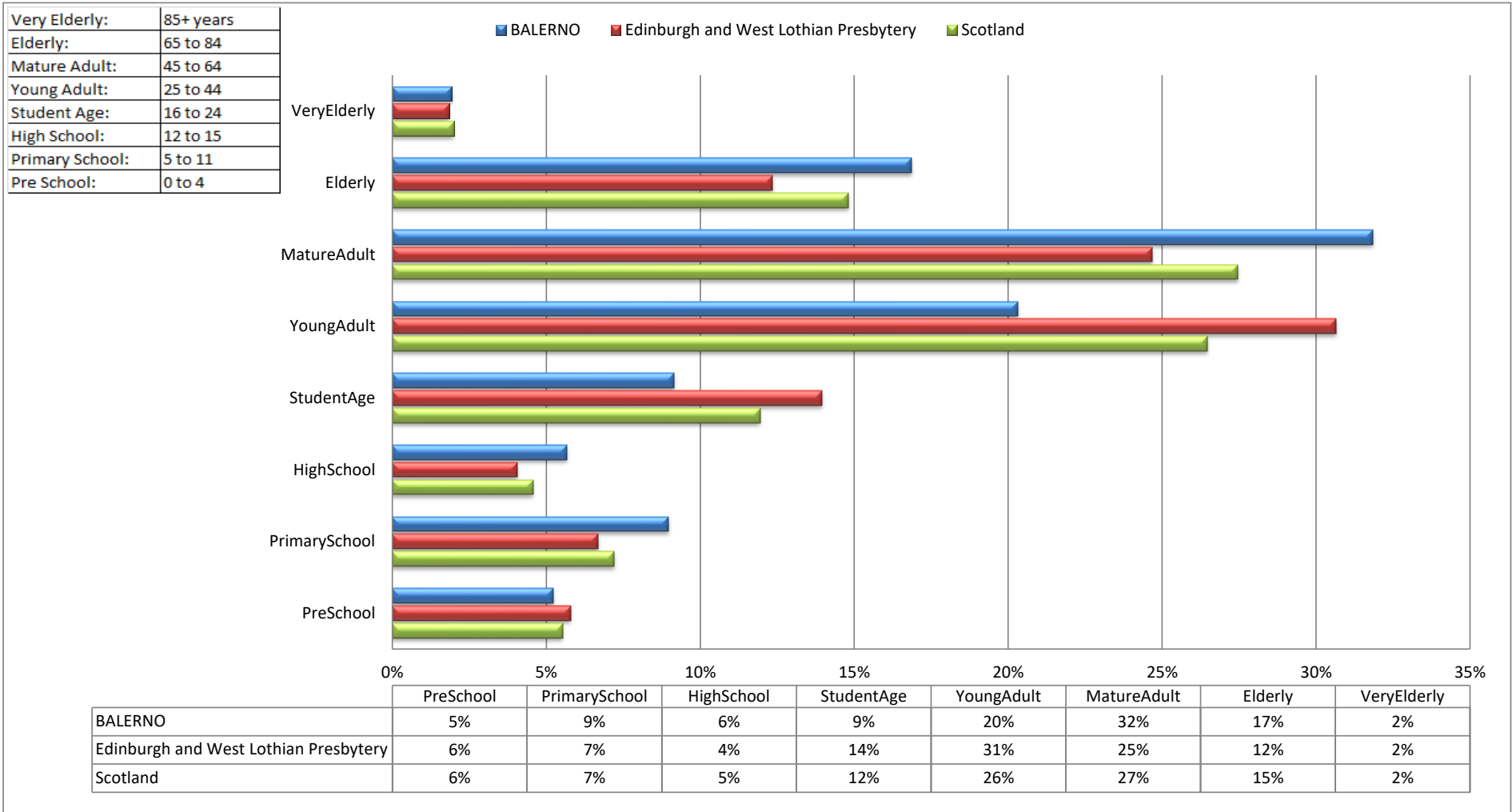
If BALERNO were a village of 100 people...

- > 9 would be in primary school; 6 would be in high school
- > 20 would be aged between 25 and 44
- > 19 would be aged 65 or over
- > 72 would be of working age (16-74), including
 - 10 who have no qualifications; 38 who have a University degree
 - 28 who work full time; 14 who are retired
- > 81 would describe themselves as 'White - Scottish'
- > 3 would describe their health as bad or very bad
- > 10 would be providing unpaid care
- > **39 would say they belonged to the Church of Scotland**

If BALERNO were a village of 100 households...

- > 24 households would consist of one person, 13 of whom are aged 65 and over
- > 31 would have have dependent children (aged under 16, or under 18 in full-time education)
- > 11 would be in rented accomodation
- > 87 would have access to at least one car or van
- > 5 would speak a language other than English in the home

Population Breakdown by Age-group

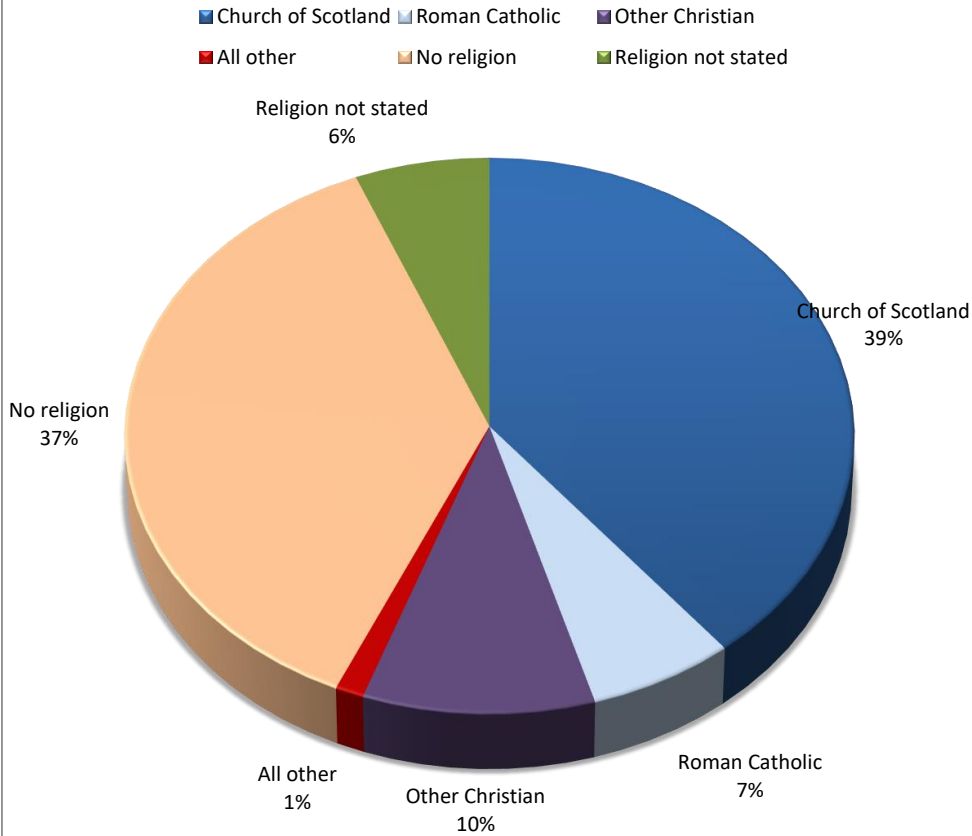


Name	PreSchool	PrimarySchool	HighSchool	StudentAge	YoungAdult	MatureAdult	Elderly	VeryElderly	Total
BALERNO	310	532	336	543	1,204	1,888	999	115	5,927
Edinburgh and West Lothian Presbytery	37,922	43,753	26,587	91,372	200,817	161,665	80,859	12,054	655,029
Scotland	292,821	381,453	242,057	632,488	1,402,081	1,454,169	784,431	105,903	5,295,403

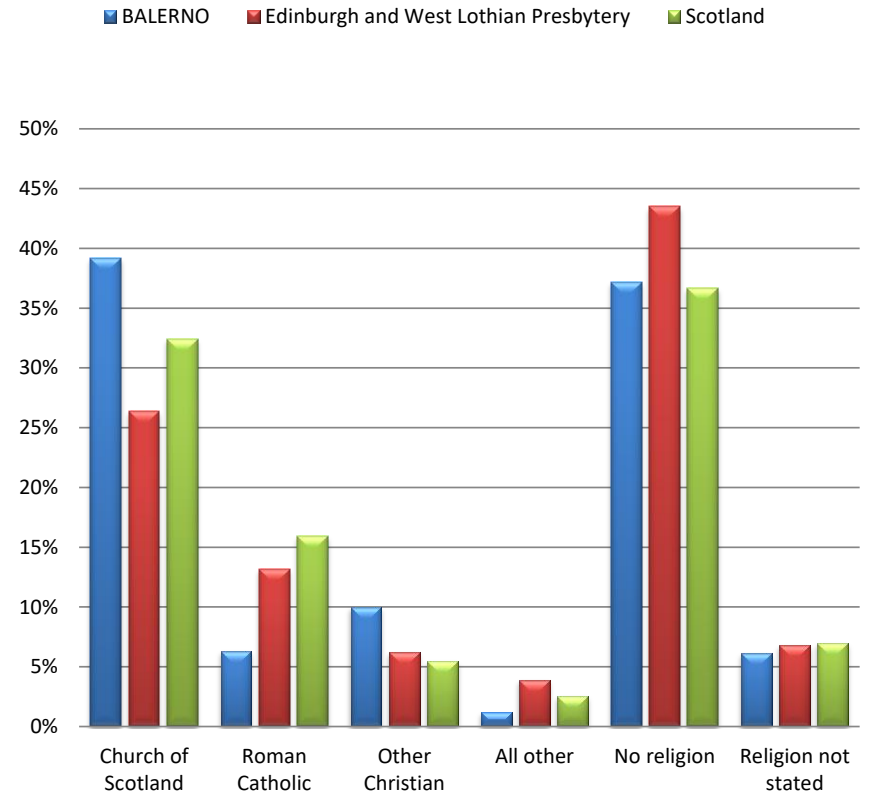
Census Table:KS102SC

Population Breakdown by Religion

Religious affiliation within the parish



Religious affiliation across the country



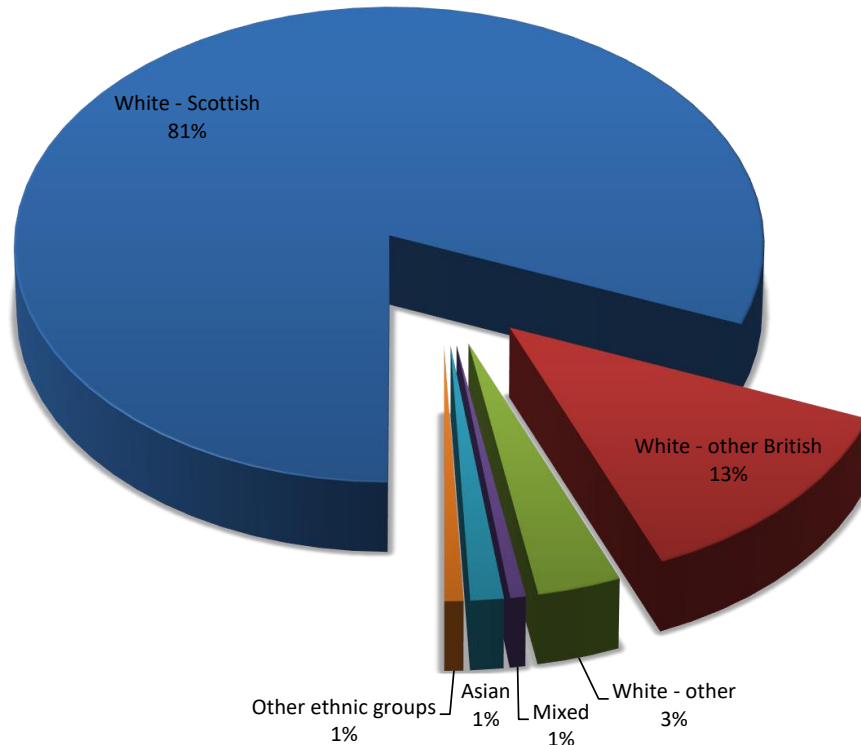
Name	Church of Scotland	Roman Catholic	Other Christian	All Other	No religion	Not Stated	Total
BALERNO	2,322	373	592	73	2,201	366	5,927
Edinburgh and West Lothian Presbytery	172,925	86,266	40,706	25,597	284,953	44,582	655,029
Scotland	1,717,871	841,053	291,275	136,049	1,941,116	368,039	5,295,403

Census Table:KS209SCb

Population Breakdown by Ethnicity/Language

Ethnicity within the parish

■ White - Scottish
 ■ White - other British
 ■ White - other
 ■ Mixed
 ■ Asian
 ■ Other ethnic groups



Language Use

99% of people over 3 in the parish speak English well (98% Presbytery; 99% Scotland)

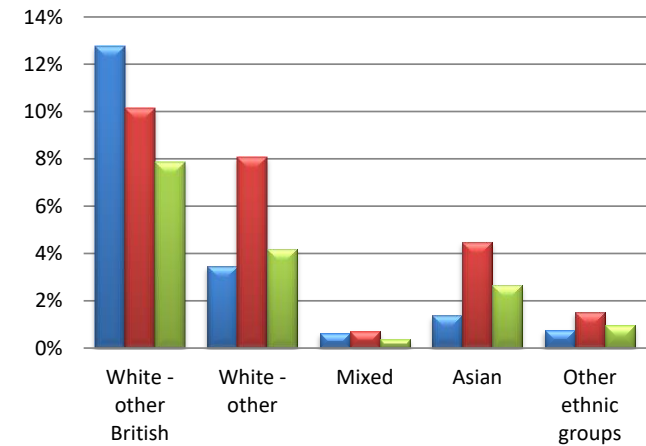
0.4% can speak Gaelic (0.6%; 1.1%)

5% of households use a language other than English in the home (11%; 7%)

Ethnicity across the country *

*Excludes White – Scottish for increased clarity

■ BALERNO
 ■ Edinburgh and West Lothian Presbytery
 ■ Scotland

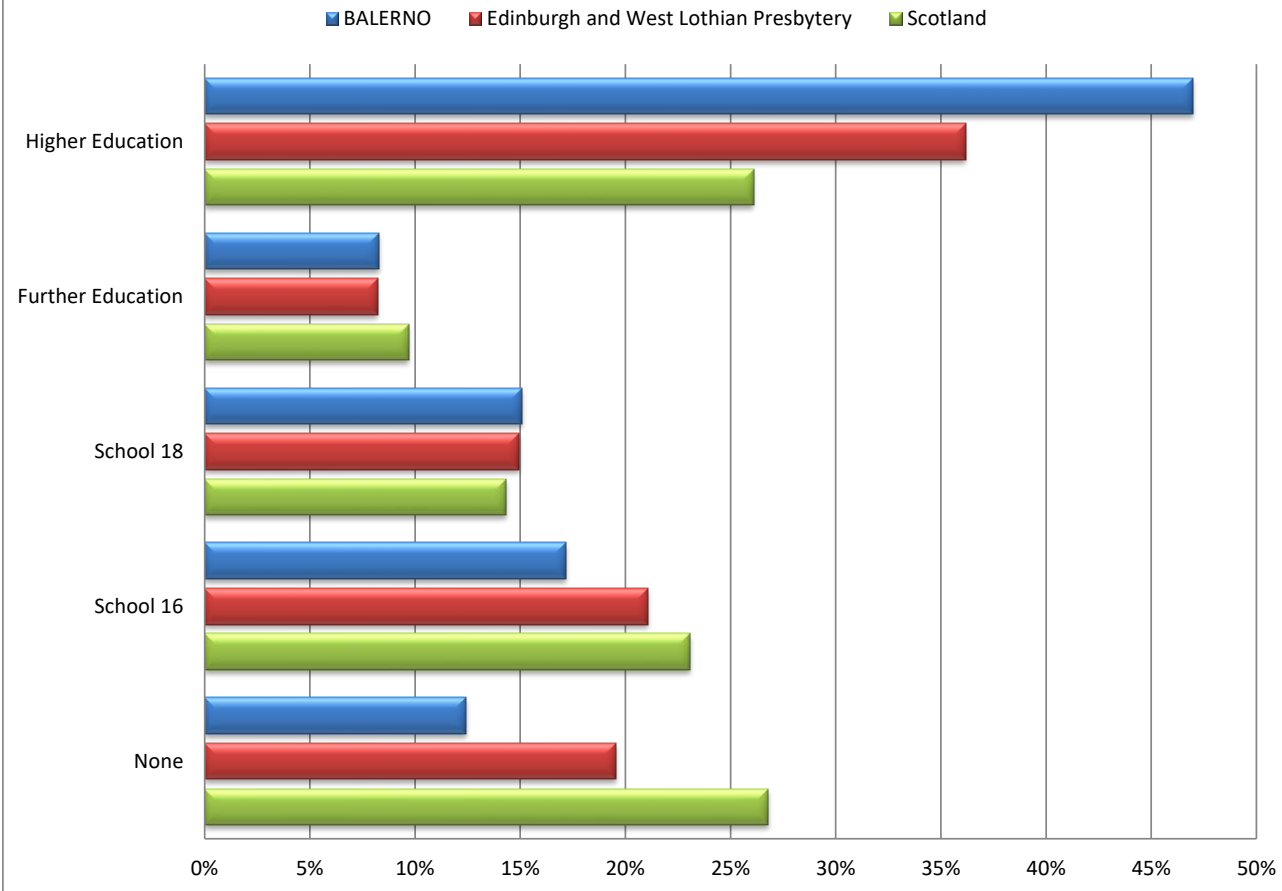


Name	White - Scottish	White - other British	White - other	Mixed	Asian	Other ethnic groups	All people
BALERNO	4,802	756	204	38	81	46	5,927
Edinburgh and West Lothian Presbytery	491,871	66,462	52,928	4,625	29,239	9,904	655,029
Scotland	4,445,678	417,109	221,620	19,815	140,678	50,503	5,295,403

Census Tables:KS2015C/KS2065C

Population Breakdown by Qualifications

Highest Educational Qualification



Population in Full time Education 16 and over

7% of people aged 16 and over in this parish are in full time education (12% Presbytery; 8% Scotland)

Definitions

Higher Education includes Degree, Postgraduate qualifications, SVQ Level 5, Professional Qualifications or equivalent

Further Education includes HNC, HND, SVQ Level 4 or equivalent

School 18 includes SCE Higher Grade, Higher, Advanced Higher, CSYS, A Level, AS Level, SVQ Level 3 or equivalent

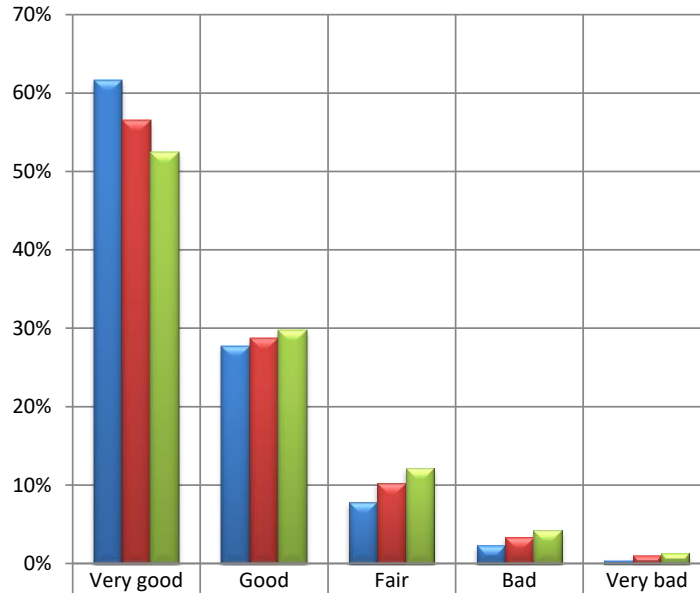
School 16 includes O Grade, Standard Grade, Intermediate 1 or 2, GCSE, CSE, SVQ Level 1 or 2, or equivalent

Name	None	School 16	School 18	Further Education	Higher Education	All people over 16	Full Time Education 16+
BALERNO	590	816	717	394	2,232	4,749	352
Edinburgh and West Lothian Presbytery	107,014	115,246	81,762	44,893	197,852	546,767	65,769
Scotland	1,173,116	1,010,875	627,423	424,996	1,142,662	4,379,072	360,893

Census Table:KS501SC

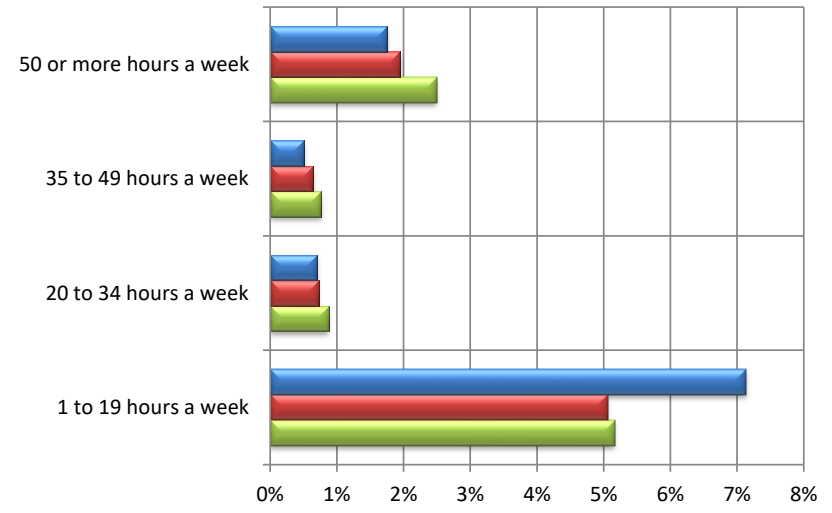
Population Breakdown by Health and Care Provision

Perceived general health



BALERNO	62%	28%	8%	2%	0%
Edinburgh and West Lothian Presbytery	56%	29%	10%	3%	1%
Scotland	52%	30%	12%	4%	1%

Provision of unpaid care



	1 to 19 hours a week	20 to 34 hours a week	35 to 49 hours a week	50 or more hours a week
BALERNO	7%	1%	1%	2%
Edinburgh and West Lothian Presbytery	5%	1%	1%	2%
Scotland	5%	1%	1%	2%

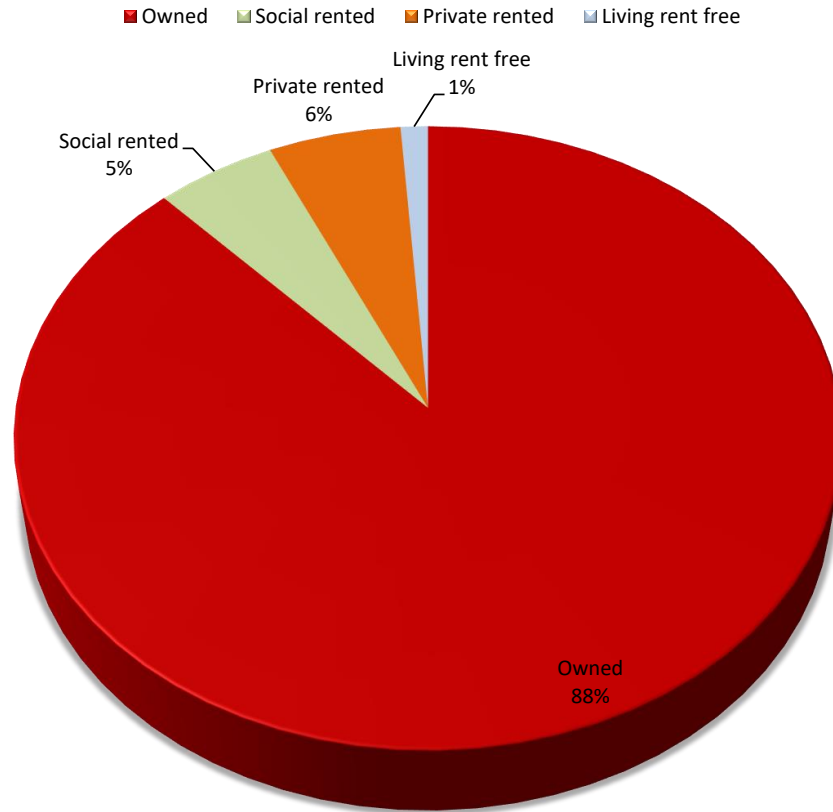
5% of people in BALERNO said that their day to day activities were limited a lot (8% Presbytery; 10% Scotland) and 9% said that their day to day activities were limited a little (9% Presbytery; 10% Scotland) by their health.

Name	General Health					Providing Unpaid Care, hours per week				
	Very good	Good	Fair	Bad	Very bad	None	1-19 hrs	20-34 hrs	35-49 hrs	50+ hrs
BALERNO	3,656	1,646	462	136	27	5,328	423	42	30	104
Edinburgh and West Lothian Presbytery	370,016	188,374	67,499	22,295	6,845	600,143	33,157	4,753	4,214	12,762
Scotland	2,778,481	1,575,000	644,881	226,154	70,887	4,803,172	273,333	46,315	40,501	132,082

Census Table:KS301SCb

Household Breakdown by Household Tenure

Household tenure within the parish



Household Occupation

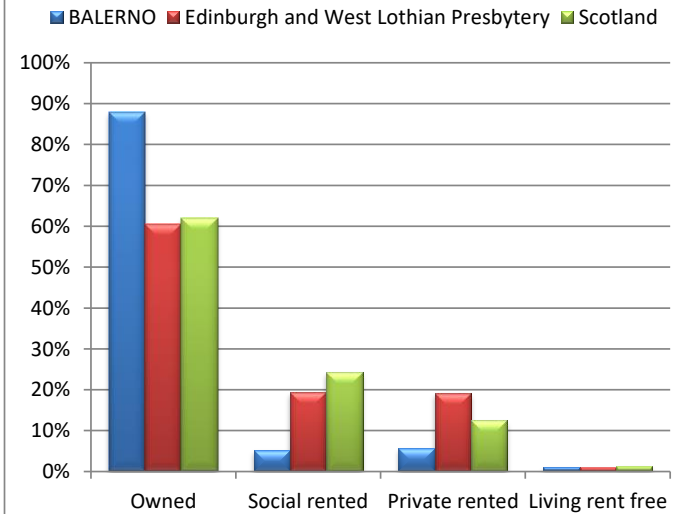
99% of the household spaces are occupied
(97% Presbytery; 96% Scotland)
0.3% are second or holiday homes (0.7% ; 1.5%)
0.9% are vacant homes (2.1%; 2.6%)

25 people in the parish live in 1 communal establishment(s)

Access to a Vehicle

87% of occupied households have access to at least
one car or van (64%; 69%)

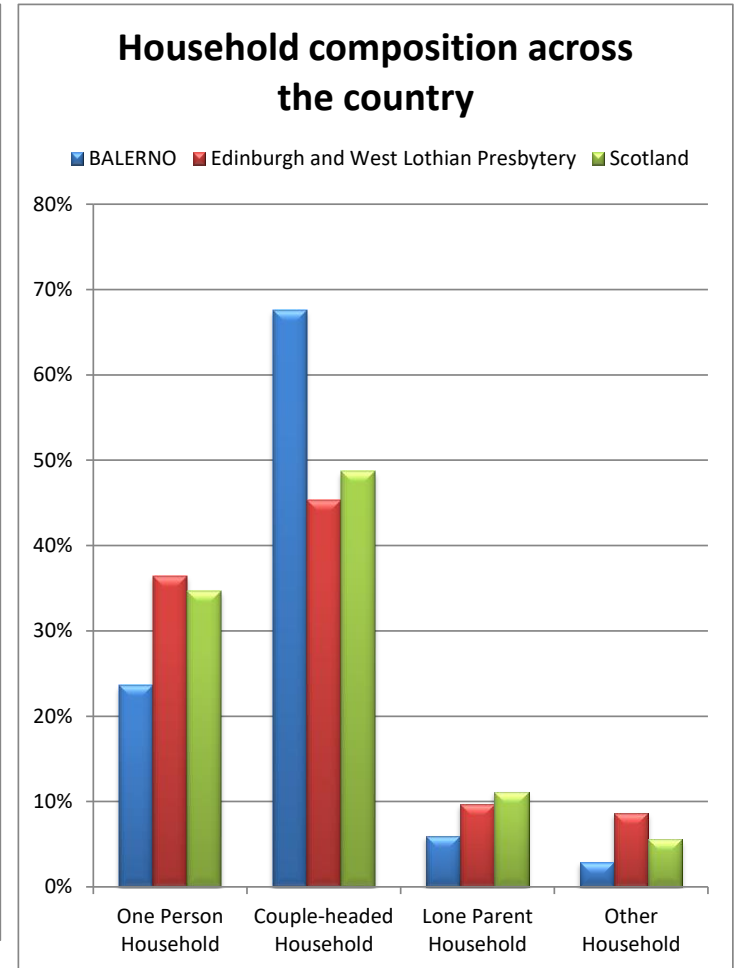
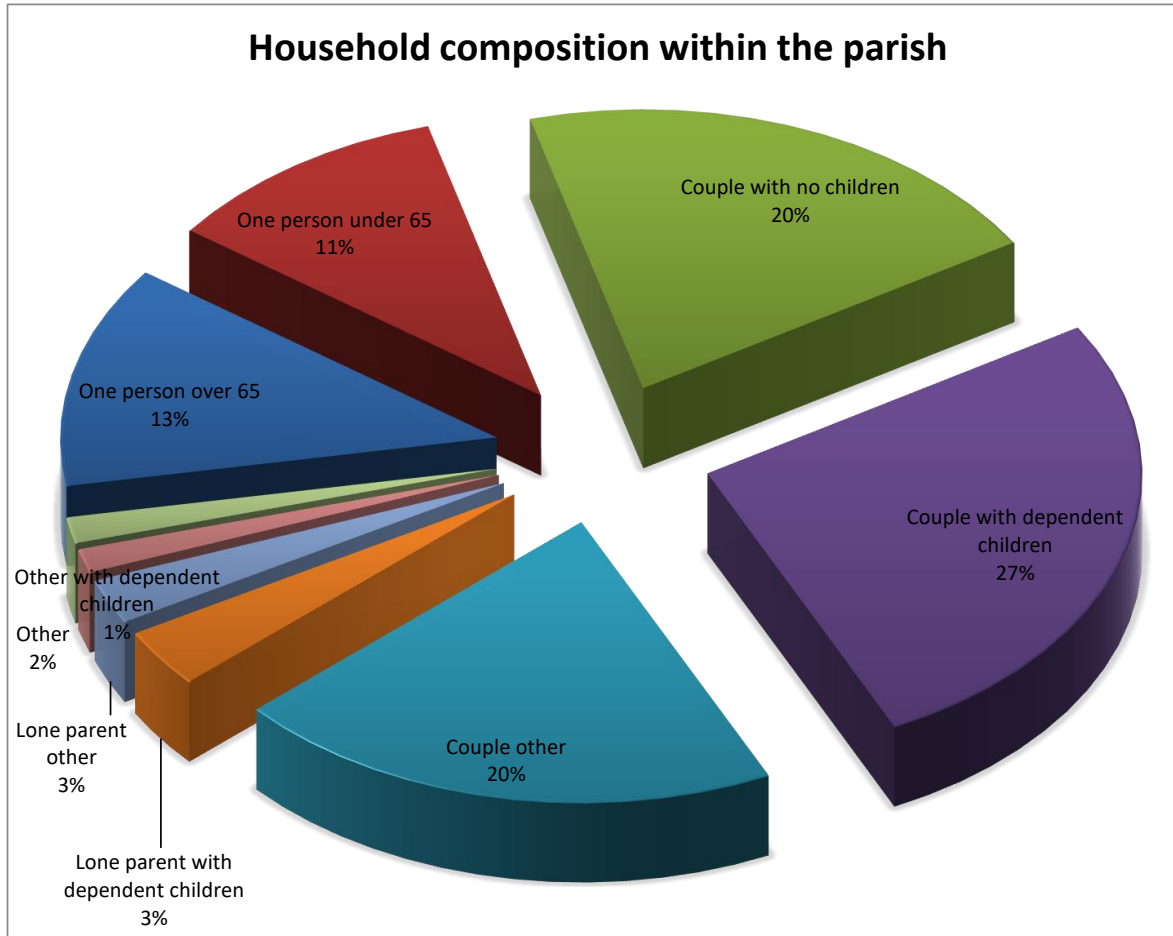
Household tenure across the country



Name	Owned	Social rented	Private rented	Rent Free	Occupied Hholds	Car/Van Access	Holiday Homes	Vacant Hholds	All Hholds
BALERNO	2,103	124	136	28	2,391	2,080	8	23	2,422
Edinburgh and West Lothian Presbytery	180,019	57,832	57,050	3,034	297,935	190,611	2,224	6,449	306,608
Scotland	1,470,986	576,419	294,892	30,480	2,372,777	1,648,633	36,642	64,462	2,473,881

Census Table: QS405SC/KS401SC/KS405SC

Household composition



For definitions of household type see www.scotlandscensus.gov.uk/en/censusresults/variables.html

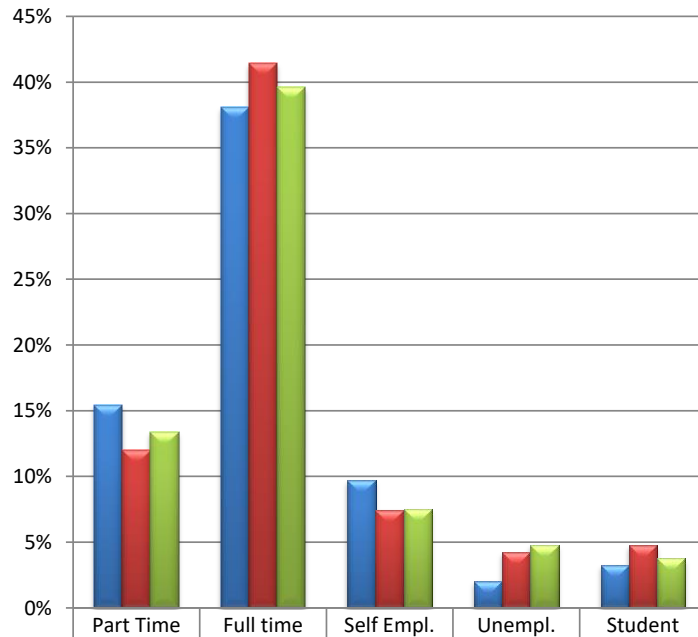
Name	One Person Household		Couple-headed Hhold		Lone Parent Household		Other Household		All Hholds
	under 65	65 and over	dep't child'n	other	dep't child'n	other	dep't child'n	other	
BALERNO	257	307	638	977	81	62	33	36	2,391
Edinburgh and West Lothian Presbytery	74,179	34,404	48,348	28,804	19,460	9,344	4,218	21,389	297,935
Scotland	511,447	311,867	409,533	263,360	170,002	93,358	36,954	94,501	2,372,777

Census Table:KS105SC

Economic activity of those of working age (1)

Economically Active

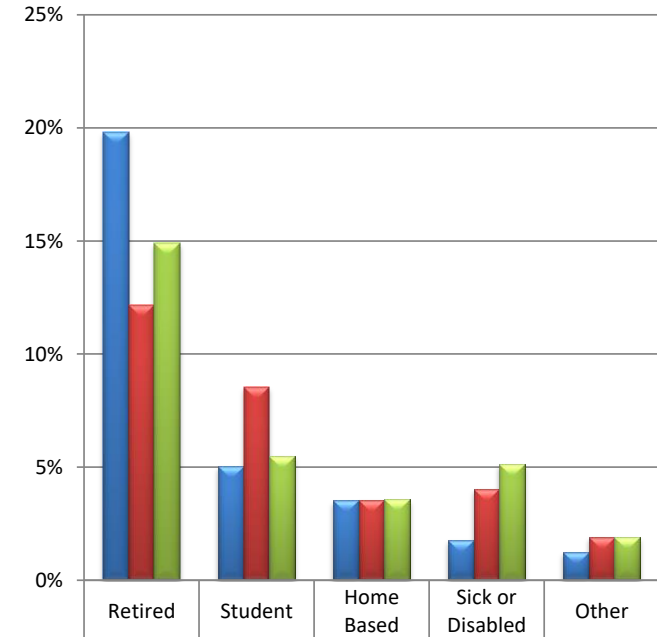
■ BALERNO ■ Edinburgh and West Lothian Presbytery ■ Scotland



	Part Time	Full time	Self Empl.	Unempl.	Student
BALERNO	15%	38%	10%	2%	3%
Edinburgh and West Lothian Presbytery	12%	41%	7%	4%	5%
Scotland	13%	40%	7%	5%	4%

Economically Inactive

■ BALERNO ■ Edinburgh and West Lothian Presbytery ■ Scotland

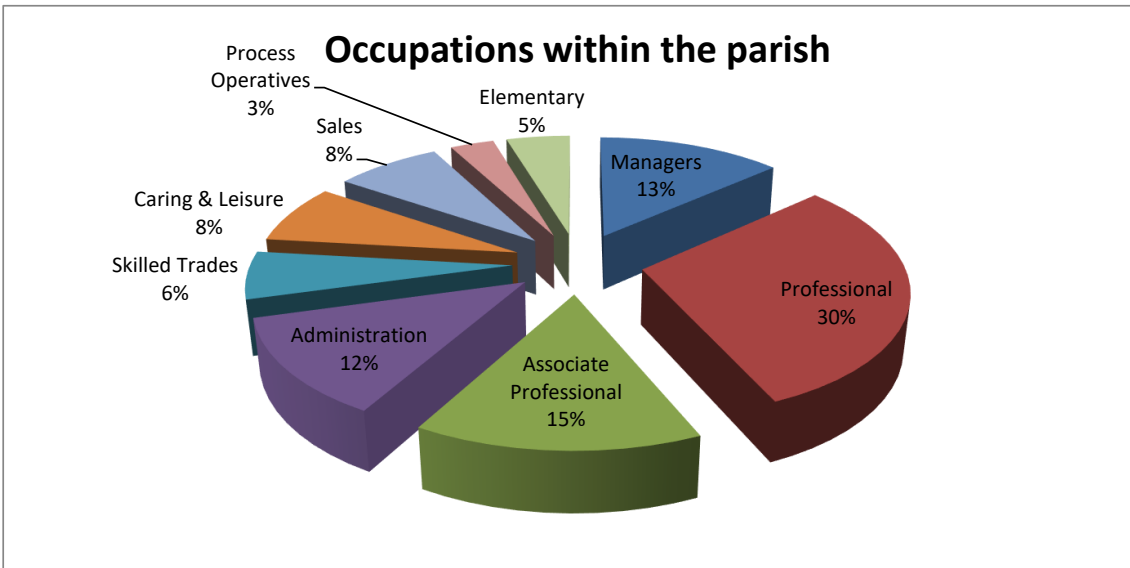
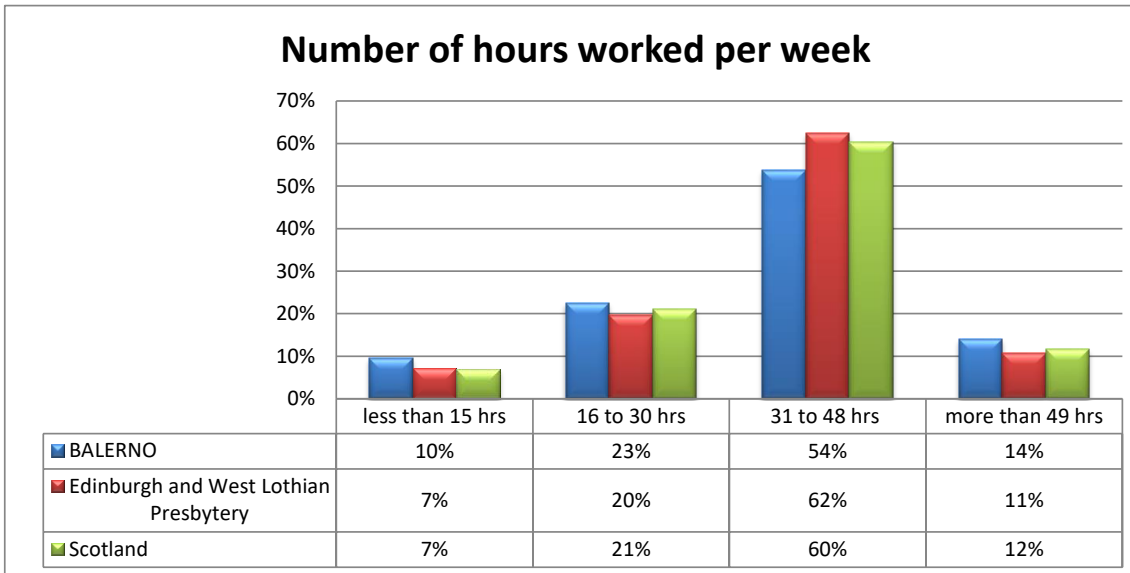


	Retired	Student	Home Based	Sick or Disabled	Other
BALERNO	20%	5%	4%	2%	1%
Edinburgh and West Lothian Presbytery	12%	9%	4%	4%	2%
Scotland	15%	6%	4%	5%	2%

Name	Economically Active (parish: 2940, 69%)					Economically Inactive (parish: 1347, 31%)					Aged 16 to 74
	Part Time	Full time	Self Empl.	Unempl.	Student	Retired	Student	Home Based	Sick or Disabled	Other	
BALERNO	663	1,633	417	87	140	850	216	151	76	54	4,287
Edinburgh and West Lothian Presbytery	60,171	208,323	37,445	21,160	23,954	61,161	42,876	17,740	20,258	9,514	502,602
Scotland	529,816	1,573,416	297,693	189,414	148,560	591,667	218,412	141,542	203,975	76,035	3,970,530

Census Table: KS601SC

Economic activity of those of working age (2)



Top 5 Industrial Activities:

within the parish

- 1 Human Health and Social Work Activities (15.9%)
- 2 Education (13.8%)
- 3 Financial and Insurance Activities (11.9%)
- 4 Wholesale and Retail Trade, Repair of Motor Vehicles and Motorcycles (11.3%)
- 5 Professional, Scientific and Technical Activities (9.1%)

within the Presbytery

- 1 Human Health and Social Work Activities (13.3%)
- 2 Wholesale and Retail Trade, Repair of Motor Vehicles and Motorcycles (13.2%)
- 3 Financial and Insurance Activities (9.9%)
- 4 Education (9.3%)
- 5 Professional, Scientific and Technical Activities (7.4%)

within Scotland

- 1 Human Health and Social Work Activities (15.0%)
- 2 Wholesale and Retail Trade, Repair of Motor Vehicles and Motorcycles (15.0%)
- 3 Education (8.4%)
- 4 Construction (8.0%)
- 5 Manufacturing (7.7%)

For definitions of occupations and industrial activities see www.scotlandscensus.gov.uk/en/censusresults/variables.html

Census Tables: KS604SCa/KS608SC/KS605SC

What to do next

This profile has given you some information about your local community from Scotland's Census 2011. This is not an end in itself, but rather a starting place for you to explore further.

Resources to help you do this are available from Faith Action at www.churchofscotland.org.uk/resources/stats-for-mission

These include *Who is my neighbour*, training materials for making use of this profile for different purposes, and *Future Focus*, a process to examine the life of the congregation and community.

Questions to consider might include:

- > What is the profile of our congregation?
- > How does it compare to the local population?
- > What other churches are in the area? Which parts of the community do they reach? Which parts of the community are being missed?
- > What other local organisations or centres are there that might bring people into our parish? Examples might include work, public services, leisure, shops and voluntary organisations. How can we interact with these people?
- > What areas of our parish do we know well, or less well?
- > How does the local community change between weekdays and weekends?
- > How helpful is our website? Are we correctly placed on the ChurchFinder? http://cos.churchofscotland.org.uk/church_finder/

Sources of further information

Scottish Index of Multiple Deprivation
simd.scot

Data on income, health, education, access, crime, housing and employment deprivation.

Notes

All parish-level Census data is based on 2011 Census Output Areas as released by National Records of Scotland (www.nrscotland.gov.uk). An Output Area is associated with a parish if its population weighted centroid falls within the parish boundary.

Any errors or omissions in Church of Scotland parish boundaries should be reported to the relevant Presbytery Clerk for onward transmission to Ministries Council.

Any errors or omissions in the ChurchFinder details should be notified to itdept@cofscotland.org.uk

15/06/2023